

Index # *Ref from*

**better
plants
for**


*SB145
-29A39*

1957

**NEW
ENGLAND**

APR 22

LIBRARY
RECEIVED
★ APR 25 1957 ★
U. S. Department of Agriculture



ADAMS

NURSERY

WESTFIELD • MASS.

Better Plants for New England

Growing Since 1849



"BETTER PLANTS FOR NEW ENGLAND" is not a conceited statement. It is a slogan we adopted as a challenge to ourselves and an obligation to you. For over ONE HUNDRED YEARS we have been trying to make this slogan a reality. Modern mechanical equipment has improved our methods of cultivation, production and packing.

We are also continually testing scores of plants and eliminating those that do not possess the Yankee hardiness to withstand our rugged climate.

This discarding of inferior varieties assures our customers of receiving only BETTER PLANTS FOR NEW ENGLAND.

• PLANT AMERICA •

Members of the MASSACHUSETTS NURSERYMEN'S ASSOCIATION, NEW ENGLAND NURSERYMEN'S ASSOCIATION, AMERICAN ASSOCIATION OF NURSERYMEN, And Honorary Member of CONNECTICUT NURSERYMEN'S ASSOCIATION.

All stock graded by American Ass'n of Nurserymen Horticultural Standards.



Prices in this catalogue cancel all previous lists and may be changed without notice.

Adams Nursery-Mart



Conveniently located directly back of our office where you will find a comprehensive assortment of
"SHOW WINDOW QUALITY" plants on display.

We invite you to visit our Nursery-Mart, where you can see and select your Evergreens, Rhododendrons, Azaleas, Fruit Trees, Potted Roses and Perennials, and many other

"BETTER PLANTS FOR NEW ENGLAND"

Each will be labeled with name and price to save you time.

In addition, we will have all the garden accessories, such as Fertilizers, Insecticides, Lime, Peat Moss, Grass Seed, Garden Tools, etc.

The ADAMS NURSERY-MART will be open April 1st and every week day for the balance of the planting season during regular business hours. No business will be transacted on Sunday.

We offer you our experience of over one hundred years in solving your plant problems, and invite you to visit our Nursery-Mart. You may go where you please and stay as long as you like. You will not be approached unless you express a desire for service.

Plenty of parking space has been provided adjacent to the Mart.

Landscape Your Home for Privacy and Better Living

Adams Planning and Advisory Service

We maintain a staff of competent landscape men, professionally trained and experienced to help home owners select the right plants for the proper locations. Whether you have a large estate or a cottage, we are thoroughly equipped to help you.

Perhaps You Would Like

A hedge to give you privacy, a plant barrier to keep out wind and noise, a foundation planting for year round beauty, a Rose garden to bloom all Summer, a flowering shrub border to give color at various seasons, an outdoor living room or a complete plan for planting your home grounds, which can be accomplished on a budget plan.

Landscape Service

The following three types of service are available:

1. FREE SERVICE

There is no charge if you bring a photograph or plot plan showing the measurements of existing conditions to our NURSERY-MART. We will discuss your planting problems with you and make suggestions. While you are here you can see the plants recommended.

2. SERVICE FOR A NOMINAL FEE

Should you desire the services of one of our landscape men at your home, there would be a **Service Charge of Five Dollars** payable at time of consultation. This would include their suggestions, and a rough sketch, showing the arrangement of the plants suggested. Telephone for an appointment.

3. LANDSCAPE PLANTING PLANS

Should a complete detailed landscape plan be required we offer this service at a **minimum** charge of \$35.00, payable in advance with this fee scaled according to the size and complexity of the landscape problem. This fee is partially credited to your account on a pro-rated basis, the details of which may be obtained from our office or representative.

PLANTING SERVICE

We urge our customers to "DO IT YOURSELF", especially on small orders.

Planting can be arranged on orders amounting to \$100.00 or more by our Landscape Department.

For those who desire planting service of smaller orders, we will submit a list of available landscape contractors. Our **SIX MONTHS GUARANTEE** is valid regardless of who plants.

“PLANT IT YOURSELF”

AND SAVE MONEY

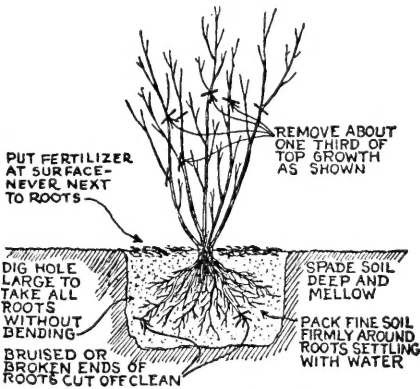
Additional pride and satisfaction is gained when you do your own planting and gardening. If your plans are not too ambitious, planting can be a pleasure and a source of relaxation.

Planting requires no special skill and our SIX MONTHS GUARANTEE is the same regardless of who plants.

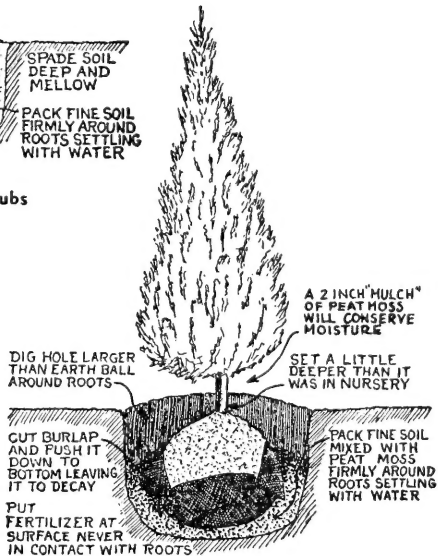
The rising cost of labor has caused a definite trend to “DO IT YOURSELF.” The following sketches demonstrate how easy it is.

HOW TO PLANT

Proper planting, pruning and watering are essential to the success of nursery stock. The ground should be plowed or spaded deeply. Holes should be large enough so the roots can be spread out without crowding. Soil should be packed firmly around roots so there are no air spaces and so roots are in tight contact with the soil. After planting water thoroughly with hose, twice a week until established.



How to Plant Shrubs



Planting Evergreens

EVERGREEN SHRUBS

This group of "double-duty" plants plays a dual role in any landscape setting. In the Spring and Summer they produce great numbers of beautiful blooms and during the Winter maintain their luxuriant green foliage. They are most useful in foundation plantings where their informal habit of growth blends harmoniously with the dwarf evergreens. The flowering characteristics of many varieties add color to any well planned landscape planting. Certain varieties and sizes will not be available until fall. In such cases the letters A.F. will appear after the size.

All Evergreen Shrub Prices include balled and burlapped.

When ten or more plants of the same variety and size are purchased a 10% discount will be allowed.

Block
No.

AZALEAS

For convenience we list here the deciduous Azaleas which although are not evergreen are just as beautiful and useful. They are slightly more hardy than evergreen types and blend splendidly with Laurels and Rhododendrons.

Azalea calendulacea

FLAME AZALEA

One of the gayest and most brilliant, with flowers of orange yellow or flame-red in early June. Attractive foliage in the Autumn and always looks well planted among Rhododendrons.

25	12 to 18 in.	\$3.50
35	18 to 24 in.	4.75
	24 to 30 in.	6.00

A. canescens

PIEDMONT AZALEA

Very fragrant, white or pale pink flowers in May. Bushy shrub.

25	18 to 24 in.	\$5.00
35	24 to 30 in.	6.00

A. Kaempferi

TORCH AZALEA

Its common name is indicative of its very brilliant flowers of orange-red to salmon-pink, which are produced in such profusion that the plant is completely covered in May.

35	15 to 18 in.	\$5.00
425	18 to 24 in.	6.00

A. Kaempferi, Hybrid Pink PINK JAPANESE AZALEA

Similar to straight *Kaempferi* with pink flowers.

35	15 to 18 in.	\$5.00
----	-------------------	--------

A. Kaempferi, Hybrid Red RED JAPANESE AZALEA

Similar to straight *Kaempferi* with red flowers.

	18 to 24 in.	\$6.00
--	-------------------	--------

Block
No.

A. mollis seedlings**MOLLIS AZALEA (Hybrid Seedlings)**

One of the hardiest Azaleas producing large flowers. These seedlings have colors from pure yellow with all shades in between to flame orange.

325 15 to 18 in. \$5.00

A. mollis, Dr. M. Oosthoek

An outstanding flame-colored Mollis Azalea.

18 to 24 in. \$7.00

A. mollis Orange

Similar to Dr. Oosthoek with large orange flowers.

18 to 24 in. \$7.00

A. nudiflorum**PINKTERBLOOM AZALEA**

Native woods Azalea, sometimes called Wild Honeysuckle. Early in Spring it produces a great profusion of fragrant rosy pink blooms. In Autumn its foliage turns attractive colors.

25 12 to 18 in. \$3.25

A. Vaseyi**PINKSHELL AZALEA**

Handsome hardy species, native of the Carolina mountains. Clusters of dainty, clear pink, orchid-like flowers in early Spring. Can be used in exposed positions, and prefers a moist, half-shaded soil.

325 15 to 18 in. \$4.00

A. yedoense**YODOGAWA AZALEA**

Similar to Poukhanensis but with double flowers. Very hardy, dense, and low-growing form, unique because of its orchid-colored flowers.

18 to 24 in. \$7.00

24 to 30 in. 8.00

A. yedoense poukhanensis**KOREAN AZALEA**

Hardy Azalea from Korea. Its large, orchid flowers are different from most Azaleas. Rather low, broad, spreading, dense shrub that blooms before the foliage appears. Autumn foliage turns red.

4 15 to 18 in. \$6.00

5 18 to 24 in. 7.00

BUXUS**HARDY BOXWOOD**

This particular strain has proved hardy. Slow growing bushy habit. Small dark green foliage all year.

18 to 24 in. \$10.00

COTONEASTER**Cotoneaster horizontalis****ROCK COTONEASTER**

A low shrub with horizontal branches and small glossy green leaves. The flowers are pinkish white and the fruit bright red. Desirable for rock gardens.

115 6 to 9 in. spread Paper Pots \$1.50

14-135F 9 to 12 in. spread Paper Pots 2.00

185-17F 12 to 15 in. spread Paper Pots 2.50

Block
No.

Daphne Garland Flower**Daphne eneorum****GARLAND FLOWER**

A dwarf, bushy plant of spreading habit, growing 8 to 12 in. high. It produces in May and June and again in September a great profusion of beautiful rose-pink, delicately perfumed flowers. Grows well front of evergreens and is unequaled for the rock garden. It forms a low hedge along garden walks and around flower beds.

9-85	5 to 7 in. spread Paper Pots	\$1.40
12-115F	6 to 9 in. spread Paper Pots	1.85
145-14F	9 to 12 in. spread Paper Pots	2.25

Euonymus Emerald Cushion**Plant Pat. No. 1112**

This new variety is extremely dense, compact and slow growing. This is a spreading variety with maximum height of 18 inches. Perfect for the foundation foreground.

12 to 15 in. spread B & B	\$3.75
---------------------------------	--------

E. Emerald Pride**Plant Pat. No. 1073**

A bushy, erect habit of growth that does not require shearing. Maximum height 4 feet. This highly, decorative variety would add greatly to the foundation planting.

12 to 15 in. spread B & B	\$3.75
15 to 18 in. " "	4.75

E. Emerald Charm**Plant Pat. No. 1079**

A narrow pillar shaped shrub. Easily sheared into a formal accent plant. Excellent for hedges or use where space is restricted. Maximum height 4 to 5 feet.

12 to 15 in. spread B & B	\$3.75
15 to 18 in. " "	4.75

Ilex — HOLLY**Ilex crenata convexa****JAPANESE HOLLY**

Resembles Dwarf Boxwood in habit and foliage. Usually grows broader than high with very glossy foliage. Compact spreading form. Very rich looking all year round.

15 to 18 in.	\$6.00
18 to 24 in.	8.00

Kalmia — MOUNTAIN LAUREL**Kalmia latifolia****MOUNTAIN LAUREL**

A bushy shrub that blooms profusely in May and early June, producing large, showy clusters of pink flowers. Indifferent to shade or sunlight and does well in both moist and dry locations. It does, however, require an acid soil. Fine for foundation plantings, banked in front of Rhododendrons, or used in combination with Azaleas.

22	Collected: 15 to 18 in.	\$3.50
28	Collected: 18 to 24 in.	4.50
275	Nursery Grown: 12 to 15 in.	4.00
335F	15 to 18 in.	5.00
4F	18 to 24 in.	6.00
	24 to 30 in.	7.50

Block
No.

LEUCOTHOE

Leucothoe catesbaei

DROOPING LEUCOTHOE

Low growing, graceful shrub with arching, spraylike branches. Foliage glossy dark green, turning to a russet-mahogany-red in Autumn. In Spring, fragrant white flowers are borne in clusters.

325 15 to 18 in. \$4.50

Pieris — ANDROMEDA

Pieris floribunda

MOUNTAIN ANDROMEDA

Low, dense-growing evergreen shrub with small, dark green leaves. The flower buds are formed in the Fall, and in early Spring produce an abundance of white flowers resembling the Lily-of-the-Valley. Grows best in a moist, well-drained, porous soil. Prefers an acid soil and partly shaded situation.

375 12 to 15 in. \$5.50
575 15 to 18 in. 7.50

P. japonica

JAPANESE ANDROMEDA

One of the most graceful early flowering evergreens. Attractive small, glossy, light green foliage which is bunched at the end of the branches. Conspicuous white bell shape flowers in panicles in April. Plant in protected locations.

325 15 to 18 in. \$ 5.00
45 18 to 24 in. 6 50
55 24 to 30 in. 8.00
7F 30 to 36 in. 10.00

RHODODENDRON

In the plant kingdom Rhododendrons are members of the royalty. Dignified dark glossy green foliage with brilliant regal flowers. With the exception of the hybrids, they are native of the Appalachian Mountains and adapted to our New England climate. Easy to grow if given partial shade and a moist acid soil. They do best when planted in masses where the sheltering shade of each plant benefits its neighbor.

Rhododendron carolinianum

CAROLINA RHODODENDRON

The leaves are small and narrow, dark green above and covered with brownish dots beneath. Clusters of clear rose-pink flowers appear in May.

425 12 to 18 in. \$6.00
6 18 to 24 in. 8.00
75 24 to 30 in. 9.50



Rhododendron Catawbiense Specimen 18 to 24 in.
(See page 10)



Rhododendron Carolina Specimen 18 to 24 in.
(See page 7)



AN ADAMS GIFT CERTIFICATE

The Answer to Your Gift Problems

A plant or tree is always in good taste—always welcome—always suitable for any occasion—Birthdays, Easter, Christmas, House-warmings, Anniversaries or as a Memorial.

Living plants are the gifts that grow in size and value as the years go on. There is no need to ponder WHAT to select; the recipient has the fun of selecting just what he wants here at the nurseries. OR, if you prefer, you may select the plant to be given and there need be no mention of a stipulated amount. The Adams Gift Certificate is so worded that either the particular plant OR the amount given may be specified.

For a Gift Certificate, just SEND US:

1. The name and address of the person who is to receive the certificate.
2. YOUR name and address.
3. Your check or money order for the amount of the gift.

WE WILL:

1. Send the Gift Certificate to the recipient at once (or to you, the donor, if you prefer).
2. Send the Gift Certificate so as to arrive on a certain date if you will tell us the date.

There is no fuss and bother with the Adams Gift Certificate and more and more people are using this intriguing way of remembering—and being remembered.



Block
No.

R. catawbiense **CATAWBA RHODODENDRON**

One of the most beautiful of the Rhododendrons. It is a prolific bloomer with flowers produced in very large, round trusses and of various shades of pink. The foliage is the most handsome of any of the Rhododendrons.

425	12 to 18 in.	\$6.00
6	18 to 24 in.	8.00
75	24 to 30 in.	9.50

R. catawbiense grandiflorum **HYBRID RHODODENDRON**

One of the most satisfactory Rhododendrons. Will grow in full sun. Deep green, glossy foliage with large clusters of various shades of pink.

15 in.	\$6.00
-------------	--------

R. hybrid named varieties **HYBRID RHODODENDRON**

Album elegans. White with a pink blush. B-C-D.

America. Clear red. D-E.

Caractacus. Crimson. A-B-C.

Dr. Dresselhuys. Large crimson. A.

Dr. V. H. Rutgers. Red A.

Roseum elegans. Brilliant rose pink. C-D.

Van W. Poelman. Red. A.

Sizes available are indicated by the letters:

15 to 18 in. A	\$ 8.00
18 to 24 in. B	10.00
24 to 30 in. C	12.00
30 to 36 in. D	14.00
3 to 3½ ft. E	16.00

R. Hybrid Seedlings

Mixed colors of hybrid varieties that are hardy in this area. These well-budded plants are the healthiest we have ever offered.

425	15 to 18 in.	\$6.25
52F	18 to 24 in.	7.50

R. maximum **ROSEBAY RHODODENDRON**

The foliage is very thick, smooth, and large. Growing taller than most varieties, it is used extensively as a background plant. The flowers, which vary in color from pure white to delicate shades of pink, appear in late June and July.

325	12 to 18 in.	\$4.50
52	18 to 24 in.	6.00
	24 to 30 in.	7.50

EVERGREENS FOR PERMANENT BEAUTY

Evergreens are one of the most useful classes of plants because of their year-round attractiveness and permanent beauty. They are immediately ornamental after planting. In Summer, Evergreens give a refreshing coolness to the scene and in Winter their cheerful colors break the otherwise dull Winter landscape.

They may be divided into two general classes: Those of a truly dwarf habit of growth, which makes them desirable for foundation plantings, and those that attain considerable size and height, which makes them suitable for backgrounds, windbreaks, and specimens. With the exception of Pines, Firs and Spruces, Evergreens are greatly benefited by an annual shearing during July.

A good selection of Evergreens is a permanent investment, increasing in value yearly. To those who are unfamiliar with their characteristics we suggest that you permit us to help you select the right plant for its proper place. Certain varieties and sizes will not be available until fall. In such cases the letters A. F. will appear after the size.

All Evergreen Prices include balled and burlapped.

When ten or more plants of the same variety and size are purchased a 10% discount will be allowed.

Block
No.

Juniperus — JUNIPER

The Junipers vary greatly in habit from tall, pyramidal trees to low, prostrate or trailing shrubs. They are resistant to cold and drought and thrive best in a sandy loam, moderately moist, but grow well in rather dry, rocky and gravelly ground. They prefer sunny, open situations. Some of the dwarf varieties are excellent for foundation plantings.

J. chinensis columnaris COLUMN CHINESE JUNIPER

One of the best pyramidal type Evergreens.

2 to 3 ft.	\$6.50
3 to 4 ft.	7.50
4 to 5 ft. A. F.	9.00

J. chinensis pfitzeriana PFITZER'S JUNIPER

Assumes a spreading form with horizontal branches covered with dense, feathery, gray-green foliage. It will thrive under very unfavorable conditions, resisting drought, gas, and smoke. Grows well in full sun as well as shade. Its informal habit blends well with the pyramidal evergreens, and it is a valuable foundation variety.

35	15 to 18 in. spread	\$4.85
425	18 to 24 in. spread	6.00
5	25 to 30 in. spread	7.50

Block
No.**J. chinensis pfitzeriana nana DWARF PFITZER JUNIPER**

This is also similar to the Pfitzeriana type but much more dwarf and compact.

12 to 15 in. spread A. F.	\$3.90
15 to 18 in. spread A. F.	5.50

J. excelsa stricta SPINY GREEK JUNIPER

Very neat, compact, upright plant of dwarf proportions. Good for foundation plantings, window boxes, and formal work Blue-green foliage.

15 to 18 in.	\$3.50
18 to 24 in. A. F.	4.00

J. glauca Hetzi HETZ BLUE JUNIPER

Its spreading habit of growth reminds one of the Pfitzeriana except its foliage is a beautiful shade of steel-blue and it grows a little more upright.

35-325	15 to 18 in. spread	\$4.50
4-375	18 to 24 in. spread	5.50
45-425	24 to 30 in. spread	6.50
5	30 to 36 in. spread	7.50

J. horizontalis CREEPING JUNIPER

A fine creeping form, making a velvety mat of gray-green foliage. In the Autumn it assumes a delicate lavender hue.

24 to 30 in. spread	\$6.50
---------------------------	--------

J. horizontalis plumosa ANDORRA JUNIPER

Dwarf and low-spreading with plume like foliage Green in Spring, gray-green in Summer, heather tones in Winter.

275-25	15 to 18 in. spread	\$4.00
325-3	18 to 24 in. spread	5.00
39-36	24 to 30 in. spread	6.00
5	30 to 36 in. spread	7.00

J. procumbens glauca BLUE JAPGARDEN JUNIPER

Spreading, low, soft and feathery blue-green foliage.

12 to 15 in. spread	\$3.00
15 to 18 in. spread	3.50

J. sabina SAVIN JUNIPER

Dwarf, bushy plant having many branches growing in a semi-erect manner from the base 3 to 4 ft. high. Looks well on rocky banks, sandy slopes and in house foundation plantings.

12 to 15 in. spread A. F.	\$3.00
15 to 18 in. spread A. F.	3.50
18 to 24 in. spread A. F.	4.50

J. virginiana keteleeri KETELEERI RED CEDAR

Compact pyramid with deep green foliage.

2 to 3 ft.	\$6.50
3 to 4 ft.	7.50
4 to 5 ft.	9.00

Block
No.

Picea — SPRUCE

The name *Picea* comes from the Latin word *pix* meaning "pitch." Among the members of this family are found handsome and enduring trees for landscaping as well as producing some of the most valuable timber in the world. They are native to the northern hemisphere and like a moist but well-drained soil. Do not thrive in dry, sandy regions as well as pines.

Picea abies excelsa

NORWAY SPRUCE

Especially valuable for windbreaks, hedges, and reforestation. Makes a tall, pyramidal-shaped specimen often used as a living Christmas tree. Plants will be available in tubs during December for home use as live Christmas trees. The cost of tub and tubing will be added to prices below.

2	18 to 24 in.	\$3.00
265-25	2 to 3 ft.	4.50
35-325	3 to 4 ft.	6.50
45F	4 to 5 ft. A. F.	7.50

P. abies nidiformis

NEST-SHAPED SPRUCE

A dense, dwarf, slow growing variety. Nestlike mass of branchelets. Interesting subject for the rock garden.

165F	9 to 12 in. spread	\$2.50
------	--------------------------	--------

P. glauca

WHITE SPRUCE

A tall, symmetrical tree seldom exceeding 60 ft. in height. Perfectly hardy, with dense bluish green foliage.

18 to 24 in.	\$3.00
2 to 3 ft.	4.50

P. glauca conica

DWARF ALBERTA SPRUCE

Slow growing pyramidal dwarf.

10 to 12 in.	\$3.50
12 to 15 in.	4.50

P. glauca nana

DWARF WHITE SPRUCE

Spreading habit slow growing dwarf.

9 to 12 in. spread	\$2.50
--------------------------	--------

P. pungens

COLORADO SPRUCE

Native of the Colorado mountains. Hardy, shapely, tall tree suitable as a lawn specimen. Foliage varies from bright blue to gray-green.

25	18 to 24 in.	\$3.75
3	24 to 30 in.	5.00
4	30 to 36 in.	6.00
5	3 to 4 ft.	7.50

P. pungens glauca

COLORADO BLUE SPRUCE

This is a selected form of the Colorado Spruce with dense steel-blue foliage.

18 to 24 in.	\$ 6.00
24 to 30 in.	7.50
30 to 36 in.	10.00

Block
No.

Pinus — PINE

In economic importance the Pine stands above all evergreen trees. It grows in a wide variety of soils and under a broad range of climatic conditions. It will not, however, endure shade, smoke, or an excess amount of dust. It prefers the open country, hillsides, and sandy slopes. Will withstand considerable drought and flourish on poor soil. Except for a few dwarf varieties, they are adapted for making groves, forests, wind-breaks, backgrounds, and specimens. They are very useful for reclaiming waste land and will thrive anywhere if the soil is well drained.

Pinus mugho mughus

MUGHO SWISS PINE

This is a low, flat, spreading evergreen growing horizontally to form a dense, compact mat. Rather coarse in texture but very useful for foundation plantings or rockeries. Endures semi-shade.

2F	12 to 15 in. spread	\$4.00
3F	15 to 18 in. spread	5.00
4F	18 to 24 in. spread	6.50

P. nigra

AUSTRIAN PINE

Sometimes called the Black Pine. A tall, broad-headed Pine, rather fast-growing, with dark green foliage. Shows a marked resistance to the trying conditions of city planting.

3 to 4 ft.	\$7.50
-----------------	--------

P. resinosa

RED PINE

Native of the Far North. Forms a tall, broad pyramid with lustrous dark green needles. Valuable as an ornamental or timber tree.

4F	2 to 3 ft.	\$6.00
5	3 to 4 ft.	7.00
6F	4 to 5 ft. A. F.	9.00

P. strobus

WHITE PINE

King of all the Pines. Very valuable ornamental hardy Pine for rapid growth, symmetrical when young, picturesque in old age. A fine variety for reforestation work.

35	2 to 3 ft.	\$5.25
45	3 to 4 ft.	6.50
55F	4 to 5 ft.	8.00

Pseudotsuga — FIR

Pseudotsuga taxifolia

DOUGLAS FIR

It would be difficult to over-rate the beauty or usefulness of this variety. A fast growing forest tree that endures drought and cold. Its soft green foliage and perfect pyramidal symmetry make it a most desirable ornamental specimen.

	18 to 24 in.	\$4.00
335-3	2 to 3 ft.	5.00
435-4F	3 to 4 ft. A. F.	7.50

Block
No.

Taxus — YEW

No doubt, one of the most popular evergreens in America. Its chief characteristics are its slow growth, luxuriant dark green foliage the year round, and scarlet berry-like fruits. The various garden varieties provide many different forms and shapes. They are absolutely hardy, easily trimmed into any desired shape, and well suited for hedges. The Yews thrive best in a moderately moist, sandy loam and endure shade very well. An excellent plant for foundations.

Taxus canadensis stricta DWARF CANADIAN YEW

Will make a very satisfactory dwarf evergreen hedge. Foliage dark green, of fine texture. Shears perfectly.
9 to 12 in. spread A. F. \$2.00

T. cuspidata SPREADING JAPANESE YEW

A native of Japan, perfectly adapted to our New England conditions. Rich dark green foliage, ornamented in the Fall with numerous crimson fruits. Very popular as a hedge or foundation plant. Informal and spreading in shape, but can be easily sheared to keep within bounds. Grows well in either shade or full sun.

35	12 to 15 in. spread	\$4.75
4F	15 to 18 in. spread A. F.	5.25

T. cuspidata capitata UPRIGHT JAPANESE YEW

Formal, upright tree form, possessing all the pleasing characteristics of the preceding variety. It will add dignity and character to the foundation planting. A superb specimen or hedge.

525-5	18 to 24 in.	\$ 7.00
625-6	24 to 30 in.	9.00
75	30 to 36 in.	11.25
1	36 to 42 in.	13.50
13	42 to 48 in.	18.00

T. cuspidata columnaris COLUMNAR YEW

Extremely narrow and upright. Makes a fine hedge, especially where space is limited. A fine variety for creating formal effects. Comparatively new variety which has been thoroughly tested the past few Winters for its hardiness.

425	18 to 24 in.	\$5.00
5	24 to 30 in.	6.00
	30 to 36 in. A. F.	7.50

T. cuspidata densiformis DENSE YEW

This is a distinctive form of cuspidata and as its name implies it has a very compact dense habit of growth. It grows a little more upright than cuspidata and has very attractive dark green foliage.

375F	12 to 15 in. spread A. F.	\$5.00
	15 to 18 in. spread	6.00
	18 to 24 in. spread	7.00

No.
Block

T. cuspidata intermedia **INTERMEDIATE YEW**

Semi-dwarf, spreading, irregular-shaped plant with beautiful dark green foliage. A compact, relatively slow-growing variety which will thrive in sun or shade.

35 12 to 15 in. spread \$4.90

T. cuspidata intermedia capitata
UPRIGHT INTERMEDIATE YEW

Very compact, pyramidal form with broad base. An outstanding variety which we are convinced after several years' trial is the best of the pyramidal Yews.

55 18 to 24 in. \$ 7.50
65 24 to 30 in. 10.00

T. cuspidata nana **DWARF JAPANESE YEW**

Slow-growing, of spreading, irregular shape. Very dark green foliage which holds its color through the entire year.

12 to 15 in. spread A. F. \$5.40

T. cuspidata nana erecta **UPRIGHT DWARF YEW**

A slow growing, more erect form of the Dwarf Yew having the same dark green foliage.

45 15 to 18 in. \$5.50
5 18 to 24 in. 6.50
625F 24 to 30 in. A. F. 8.00

T. cuspidata sieboldi **SIEBOLD YEW**

Resembles cuspidata in many respects. Grows a little bushier and has smaller foliage giving it a very refined appearance.

35F 12 to 15 in. spread \$5.00
4F 15 to 18 in. spread A. F. 6.00

T. media browni **BROWN'S YEW**

More upright than cuspidata, developing more a vase shape. The foliage is heavy and dark green. Carries a high rating by the experts.

12 to 15 in. spread \$5.00

T. media Hatfieldi **HATFIELD'S YEW**

A compact, conical plant of upright form. Absolutely hardy. Dark green foliage. The Arnold Arboretum considers this the best of the Taxus hybrids.

5 18 to 24 in. \$7.50
625F 24 to 30 in. A. F. 9.00

T. media Hicksi **HICK'S YEW**

A narrow, upright Taxus with vertical branches covered with deep, rich green foliage.

475 18 to 24 in. \$ 7.00
575 24 to 30 in. 8.40
7 30 to 36 in. A. F. 10.00

Block
No.

Thuja — ARBORVITAE

The Thujas are usually trees of narrow pyramidal habit; however, some garden forms are low, bushy, and globular. They are very valuable for the evergreen border or foundation planting. Thujas are well adapted for hedges and windbreaks. They bear pruning well, and soon form a dense hedge. They thrive best in a somewhat moist, loamy soil and are easily transplanted. Do not plant in shade.

Thuja occidentalis compacta PARSONS ARBORVITAE

A dwarf, dense, egg-shaped variety. Bright green foliage. When annually sheared it makes a beautiful, bushy foundation plant.

5	3 to 4 ft.	\$ 8.00
65	4 to 5 ft.	10.00

T. occidentalis globosa GLOBE ARBORVITAE

A compact, globe-shaped, dwarf form. A fine variety for foundation planting. Planted in tubs they make good formal effects.

175	12 to 15 in. spread	\$2.50
2	15 to 18 in. spread	3.50

T. occidentalis nigra DARK AMERICAN ARBORVITAE

A superior type of native Arborvitae introduced by us into New England several years ago. Very hardy and of a deeper green color which it holds during the Winter months. More compact than its parent and seldom produces more than a single leader.

25	2 to 3 ft.	\$3.50
35	3 to 4 ft.	5.50
45F	4 to 5 ft. A. F.	7.00

T. occidentalis pyramidalis PYRAMIDAL ARBORVITAE

This is one of the best. Very densely branched, of a distinct columnar growth and maintains its rich dark green color throughout the Winter.

25F	2 to 3 ft. A. F.	\$3.50
35	3 to 4 ft.	4.50
	4 to 5 ft.	7.00

T. occidentalis Rosenthalii ROSENTHAL ARBORVITAE

Makes a compact, broad, symmetrical pyramid with lustrous dark green foliage which retains its color the entire Winter.

275	2 to 3 ft.	\$ 4.50
375	3 to 4 ft.	6.50
475	4 to 5 ft.	8.00
65	5 to 6 ft.	10.00
8	6 to 7 ft.	12.00

T. occidentalis umbraculifera UMBRELLA ARBORVITAE

Low mushroom-shaped, slow growing variety, desirable for bedding, low hedges foundation planting.

265	2 to 2½ ft.	\$4 00
435	2½ to 3 ft.	5.00
5	3 to 3½ ft.	6.00

Block
No.**T. occidentalis Vervaeana VERVAENE ARBORVITAE**

Very hardy, broad, bushy. Foliage varies from a light gray-green to a yellow-green.

35	3 to 4 ft.	\$5.00
4	4 to 5 ft.	6.50

T. occidentalis Wareana SIBERIAN ARBORVITAE

Lower, denser and slower growing. Foliage dark green. Makes a fine hedge or specimen.

	2 to 2½ ft.	\$4.50
--	------------------	--------

Tsuga — HEMLOCK**Tsuga canadensis CANADIAN HEMLOCK**

This magnificent evergreen is considered by many the most graceful of all. From its broad base it tapers to a slender, graceful terminal of deep rich green. Not particular as to soil but prefers a certain amount of moisture. Plants may be kept small for years by shearing, which makes it a most desirable hedge. One of the few evergreens that will grow satisfactorily in shade.

35-335	2 to 2½ ft.	\$ 6.00
45-435	2½ to 3 ft.	7.00
55-535	3 to 4 ft.	8.00
7-665F	4 to 5 ft.	10.00
	5 to 6 ft.	15.00

T. canadensis pomfret POMFRET HEMLOCK

An erect, dense, compact and slow grower. Rich dark green foliage. Requires little, if any, trimming because of its habit. Very hardy and ideal for hedge or foundation plantings.

	18 to 24 in.	\$ 6.00
55	2 to 2½ ft.	7.50
7	2½ to 3 ft.	9.50
9F	3 to 3½ ft.	12.00

SPRAYING SERVICE

HEALTHY EVERGREENS are assured when sprayed at the proper time. During late Winter, dormant spraying may be safely done up to March 15th.

In June and July Evergreen spraying may again be necessary to combat Summer infestations. Our men and equipment are available at these times to render service. Please phone for rates. We are not equipped to spray fruit trees.

TRIMMING SERVICE

Many of the evergreens benefit by an annual shearing. This is especially true of the taxus, thuja, juniper and hemlock. A good time to do this is late June, July and August. It is much better to trim evergreens moderately each summer. This will make them bushy and compact, and less susceptible to damage during sleet and snow storms.

Our men will be available for this service during the summer or winter months. Please phone for rates.

SHADE TREES

PLANT AMERICA with shade trees. It is hard to picture this country without trees, without the birds which seek their shelter, and without lumber to build our homes. Truly New England has a heritage which our forefathers left us.

Trees do not happen over night. You must plan ahead to enjoy their shade on a hot Summer day.

Mark Twain once said, "Everybody talks about the weather, but no one does anything about it." By planting trees you can **Control Your Private Climate**, increase your comfort, and the valuation of your property.

Block
No.

Acer — MAPLE

The Maples are among our most ornamental and desirable trees for specimens and street planting. Here in New England they are also valuable for producing timber and sugar. Practically all are relatively fast-growing and not particular as to soil requirements. They are hardy, healthy, and produce cool shade and brilliant Fall colors.

Acer palmatum atropurpureum

BLOOD-LEAF JAPANESE MAPLE

A small, dense tree or large, compact shrub used principally for its ornamental blood-red foliage in Spring and early Summer. Should be planted in a protected location.

12 to 15 in.	\$ 5.00
15 to 18 in.	7.00
18 to 24 in.	10.00

A. platanoides

NORWAY MAPLE

Our most popular street tree. A clean, dense tree that seems to like city conditions. Its broad, rich green foliage is retained until late Autumn, when it turns yellow.

6	8 to 10 ft.	\$ 9.00
7-675	10 to 12 ft.	10.50
9-875	1½ to 1¾ in. caliper	13.50
11-107	1¾ to 2 in. caliper	16.50
15	2 to 2½ in. caliper	22.00
	2½ to 3 in. caliper A. F.	27.00

A. platanoides columnare COLUMN NORWAY MAPLE

Similar to above only branches more upright forming a narrow columnar-shaped head.

1	1½ to 1¾ in. caliper	\$17.50
12	1¾ to 2 in. caliper	20.00

Block
No.

A. platanoides Schwedleri **SCHWEDLER MAPLE**

Similar to the Norway Maple except that in the Spring the foliage assumes brilliant shades of scarlet and red. During the Summer the leaves turn a deep ruddy green.

85-8	10 to 12 ft.	\$12.00
105-1	1½ to 1¾ in. caliper	15.00
12-115	1¾ to 2 in. caliper	18.00
	2 to 2½ in. caliper	22.00
	2½ to 3 in. caliper A. F.	27.00

A. platanoides Schwedleri nigra

CRIMSON KING MAPLE

Patent No. 735. This is a new beautiful variety originating in Europe which has all the desirable features of Schwedleri Maple and in addition the foliage remains red all Summer.

1F	8 to 10 ft.	\$15.00
12F	10 to 12 ft.	18.00

A. rubrum

RED MAPLE

Attractive at all seasons. Fiery red blooms appear early in the Spring, followed by clean green foliage. In the Fall it is probably the most brilliantly colored of all the Maples, turning orange and bright scarlet. Grows best in a rich, moist soil.

	8 to 10 ft.	\$ 8.00
65-6	10 to 12 ft.	9.75
75	1½ to 1¾ in. caliper	11.25
1	1¾ to 2 in. caliper	15.00
14	2 to 2½ in. caliper	21.00
	2½ to 3 in. caliper	25.00

A. saccharum

ROCK OR SUGAR MAPLE

Commercially, king of the New England forests. A tall, majestic tree shaped like an egg on end. Fine clean foliage, particularly brilliant in the Fall. Does well in almost any location and is one of our finest street and lawn trees. Famous for its sugar products.

6	8 to 10 ft.	\$ 9.00
7-675	10 to 12 ft.	10.50
9-875	1½ to 1¾ in. caliper	13.50
11-107	1¾ to 2 in. caliper	16.50
15	2 to 2½ in. caliper	22.00
18F	2½ to 3 in. caliper A. F.	27.00

A. saccharinum

SILVER MAPLE

A rapid-growing Maple thriving in any soil but doing best in rich, moist ground. Leaves are light green, silvery beneath, changing to yellow in the Autumn.

3-25	8 to 10 ft.	\$ 4.50
4-35	10 to 12 ft.	6.00
55-5	1½ to 1¾ in. caliper	8.25
7-6	1¾ to 2 in. caliper	10.00
9-85	2 to 2½ in. caliper	13.50
12	2½ to 3 in. caliper	18.00
18	3 to 3½ in. caliper	27.00

Block
No.**A. saccharum pyramidalis****PYRAMIDAL SUGAR MAPLE**

7 8 to 10 ft. \$12.00

A. saccharinum Wieri**WIER'S CUT-LEAF MAPLE**

Graceful, rapid-growing variety similar to the Silver Maple but with drooping branches and finely divided, lacy foliage.

35-3	8 to 10 ft.	\$ 5.25
45-4	10 to 12 ft.	6.75
6-55	1½ to 1¾ in. caliper	9.00
8-75	1¾ to 2 in. caliper	12.00
10-9	2 to 2½ in. caliper	15.00
	2½ to 3 in. caliper	21.00

Betula — BIRCHES

Very ornamental because of their slender pendulous branches and white bark. Prefers a moist sandy or loamy soil. However, the European Birch does well in dry and relatively poor soil. Extremely hardy as the variety papyrifera grows as far north as Alaska. Their graceful habit and picturesque trunks make them conspicuous features of the landscape.

Betula alba**EUROPEAN WHITE BIRCH**

A rapid-growing tree with silvery white bark and spray-like branches. Beautiful lawn tree, effective when planted among evergreens. Prefers a moist soil.

8 to 10 ft. \$ 7.50

B. alba, clumps**EUROPEAN WHITE BIRCH CLUMPS**

Same as European White Birch with silvery white bark, but grown in clumps of three or more stems.

	7 to 8 ft.	\$ 9.00
625	8 to 9 ft.	10.00

B. alba laciniata**CUT-LEAF WEEPING BIRCH**

One of the most popular of all the weeping trees. It is tall and slender with graceful, drooping branches. The foliage is delicately cut and the bark is silvery white. An attractive specimen tree.

	5 to 6 ft.	\$4.50
4	6 to 8 ft.	6.00

B. alba pyramidalis**PYRAMIDAL EUROPEAN BIRCH**

Slender upright form with white bark. Excellent for screen or windbreak.

6	8 to 10 ft.	\$ 9.00
7	10 to 12 ft.	10.50

Block
No.**B. papyrifera****CANOE OR PAPER BIRCH**

The Massasoit Indians built canoes from the bark of this tree. Tall, ornamental variety with white trunk. Desirable lawn tree with a loose, graceful head and large, handsome leaves.

3	5 to 6 ft.	\$4.50
375	6 to 8 ft.	5.75
5	8 to 10 ft.	7.50
65	10 to 12 ft.	9.75

B. papyrifera clumps**CANOE OR PAPER BIRCH CLUMPS**

Same as above variety but grown in clumps of three or more stems.

	4 to 5 ft.	\$6.00
47	5 to 6 ft.	7.00
57	6 to 8 ft.	8.50

Castanea — CHESTNUT**Castanea mollissima****CHINESE CHESTNUT**

Blight resistant. Will bear large, sweet, delicious nuts. Fast growing. Plant two or more for pollination.

3	3 to 4 ft. B and B	\$4.50
4	4 to 5 ft. B and B	6.00
5	5 to 6 ft. B and B	7.50
6	6 to 8 ft. B and B	9.00

Fagus — BEECH**Fagus grandifolia****AMERICAN BEECH**

Tall, round-headed tree of noble proportions, with clean dark green foliage turning bright yellow in Autumn. Easily distinguished by its light gray bark and edible beech-nuts.

44	3 to 4 ft. B and B	\$ 6.50
5	4 to 5 ft. B and B	7.50
6	5 to 6 ft. B and B	9.00
	6 to 8 ft. B and B	12.00

F. sylvatica**EUROPEAN BEECH**

Compact, somewhat slower-growing, and having darker and glossier green foliage than the American Beech. During the Fall the leaves turn reddish brown and remain through most of the Winter.

	8 to 10 B and B	\$35.00
	10 to 12 B and B	50.00

Fraxinus — ASH**Fraxinus americana****AMERICAN WHITE ASH**

Native to our New England woods. Rapid-growing and tall, making a desirable shade tree for lawn or street planting. Thrives in any moist soil.

35	8 to 10 ft.	\$ 5.00
4	10 to 12 ft.	6.00
5	1½ to 1¾ in. caliper	7.50
75	1¾ to 2 in. caliper	10.00

Block
No.**MORAINÉ LOCUST***Gleditsia triacanthos* var. *Moraine***MORAINÉ LOCUST Pat. No. 836**

This Honey-locust with lacy, luxuriant dark green foliage, is hardy, clean and thornless. Fast growing, vase shaped and adaptable to a wide variety of soils. Called "The Ideal Shade Tree" by the experts. Grows tall and encourages luxuriant lawn grass growth.

8	6	to 8	ft. branched	\$12.00
95F	8	to 10	ft. branched	14.00
11F	10	to 12	ft. branched	16.00
135F	1½	to 1¾	in. caliper	20.00
	1¾	to 2	in. caliper	25.00
	2	to 2½	in. caliper	30.00

Gymnocladus**Gymnocladus****KENTUCKY COFFEE TREE**

The crown of the tree is narrow. Flowers are greenish-white in June. Light blue-green foliage. Slow growing. The early settlers used the seeds as a substitute for coffee.

4	6	to 8	ft.	\$ 6.00
5	8	to 10	ft.	7.50
6	10	to 12	ft.	9.00
	1½	to 1¾	in. caliper	12.00
	1¾	to 2	in. caliper	15.00

Quercus — OAK**Quercus borealis maxima****RED OAK**

Beautiful Oak of rapid growth, growing into a large majestic tree with a broad, round head. A superb street or lawn specimen with its smooth bark and dark red autumnal color. Easily transplanted and prefers a dry location.

75	1¼	to 1½	in. caliper	\$11.25
9	1½	to 1¾	in. caliper	13.50
11	1¾	to 2	in. caliper	16.50

Q. palustris**PIN OAK**

Rapid growing, symmetrical tree—perhaps the best Oak for lawn and avenue planting. Easily transplanted and endures city conditions. Its deeply cut foliage turns rich crimson in Fall. Prefers a moist location.

75	1¼	to 1½	in. caliper	\$11.25
9	1½	to 1¾	in. caliper	13.50
12	1¾	to 2	in. caliper	17.50

Salix — WILLOW**Salix babylonica****BABYLON WEEPING WILLOW**

Graceful tree with slender, whiplike, drooping branches, which give it a weeping form. A beautiful specimen, most appropriate for waterside planting.

3	6	to 8	ft.	\$4.50
---	---	------	-----	-------	--------

Block
No.**S. Niobe** **GOLDEN WEEPING WILLOW**

Slender leaves, green above, silvery beneath. The twigs and bark are deep golden yellow, making them attractive the year around.

6 to 8 ft. \$4.50

Morus — MULBERRY

➤ **Morus alba tatarica** **RUSSIAN MULBERRY**

This variety forms a large, spreading tree with showy flowers. The fruit is attractive to the birds.

4	1½ to 1¾ in. caliper	\$ 6.00
5	1¾ to 2 in. caliper	7.50
6	2 to 2½ in. caliper	9.00
8	2½ to 3 in. caliper	12.00

Platanus — PLANETREE**Platanus occidentalis** **BUTTONWOOD**

Tallest of New England trees. Branches creamy-white color. Main trunk dark brown. Grows well under city conditions. Prefers a moist fertile soil but grows in dry soil.

35	6 to 8 ft.	\$5.00
5	8 to 10 ft.	7.50

Populus — POPLAR**Populus canadensis eugenei** **CAROLINA POPLAR**

Exceedingly rapid growing tree of large proportions. Gives shade very quickly and grows well under adverse conditions, also near salt water.

125	6 to 8 ft.	\$2.00
165	8 to 10 ft.	2.50

P. nigra italica **LOMBARDY POPLAR**

Wherever it is planted, its familiar spire-like shape stands out like a sentinel. Fast growing and of easy culture, it is used mostly for screen plantings and formal effects.

15	8 to 10 ft.	\$2.50
215	10 to 12 ft.	3.50

Tilia — LINDEN**Tilia cordata** **SMALL LEAF LINDEN**

A large tree particularly adapted for street, avenue and specimen planting. Very dense head.

8 to 10 ft. A. F. \$7.50

Ulmus — ELM**Ulmus parvifolia** **CHINESE ELM**

A remarkably rapid growing tree, suitable for dry or moist locations. The foliage is much smaller than that of the American, and quite dense.

4	8 to 10 ft.	\$ 6.00
5	10 to 12 ft.	7.50
6	1½ to 1¾ in. caliper	9.00
8	1¾ to 2 in. caliper	12.00
10	2 to 2½ in. caliper	15.00
	2½ to 3 in. caliper	17.50

FLOWERING TREES

Glorious Blooms. Interesting Foliage—Well Shaped Trees
Attractive Fruits (The birds like them, too). Brilliant Fall Coloring

You will find that Flowering Trees are a solid investment; increasing in beauty and value (which, of course, enhances the value of your property).

All the varieties listed below are hardy and chosen because of the complete satisfaction they have given—no matter whether planted as lawn specimens, in the border, among evergreens or "for shade."

Flowering Trees marked B and B are Balled and Burlapped, all others are bare root.

Block
No.

CATALPA

Catalpa speciosa

WESTERN CATALPA

A very rapid, tall-growing tree, with large, heart-shaped leaves. Produces fragrant blossoms of purple and white in a pyramidal cluster 1 ft. long.

2 8 to 10 \$3.00

Cercis — REDBUD

Cercis canadensis

REDBUD OR JUDAS TREE

A small, graceful tree. Grows native in our New England woods. In early Spring the branches are covered with small, purplish pink pea-blossoms before the heart-shaped leaves appear.

2 to 3 ft. \$1.50

Chionanthus — FRINGE TREE

Chionanthus virginica

WHITE FRINGE

Graceful large shrub or small tree usually with several trunks. Large, rich green foliage followed in May and June by hanging clusters of fragrant white fringy flowers.

75-65 18 to 24 in. \$1.50

9 2 to 3 ft. 2.00

Cornus — DOGWOOD

Cornus florida

WHITE-FLOWERING DOGWOOD

Possesses the maximum of attractiveness throughout the entire year. A small tree, with spreading branches. In early Spring before the leaves come, this beautiful tree produces large, showy white flowers. In September appear brilliant red berries and the shiny dark green leaves turn to vivid reds and scarlet. It thrives in almost any soil and stands shade or full sun equally well.

225 2 to 3 ft. B and B \$ 3.50

35 3 to 4 ft. B and B 5.00

45 4 to 5 ft. B and B 6.00

535 5 to 6 ft. B and B 8.00

6 to 8 ft. B and B 12.00

8 to 10 ft. B and B 16.00

Block
No.

C. florida rubra PINK-FLOWERING DOGWOOD

Similar in all respects to *Cornus florida* except that the flowers are a beautiful shade of pink. Makes a fine specimen and looks well when interplanted with the white variety.

335	2 to 3 ft. B and B	\$ 5.00
550F	3 to 4 ft. B and B	8.00
8-75	4 to 5 ft. B and B	12.00
1	5 to 6 ft. B and B	15.00
13	6 to 8 ft. B and B	20.00
	8 to 10 ft. B and B	25.00

Crataegus — HAWTHORN

Crataegus crus galli COCKSPUR HAWTHORN

A small thorny tree. Sometimes used as a hedge. Late white flowers, glossy foliage turning orange and scarlet in Autumn and persistent red fruits.

425	4 to 5 ft. B and B	\$6.50
5	5 to 6 ft. B and B	7.50
6	6 to 8 ft. B and B	9.00

C. oxyacantha plena DOUBLE WHITE HAWTHORN

A small tree with double, white, sweet-scented flowers in May.

	6 to 7 ft.	\$7.50
--	------------	--------

C. oxyacantha rosea plena DOUBLE PINK HAWTHORN

Same as the preceding variety but with double pink flowers.

	6 to 7 ft.	\$7.50
--	------------	--------

C. oxyacantha pauli PAUL'S SCARLET HAWTHORN

Very double, deep crimson flowers with a scarlet glow. One of the choicest ornamental trees in existence.

	6 to 7 ft.	\$7.50
--	------------	--------

C. phaenopyrum WASHINGTON HAWTHORN

Small tree with exceptionally fine Fall coloring. White flowers followed by bright red berries, lasting well into the Winter.

275-25	3 to 4 ft.	\$ 4.50
375-35	4 to 5 ft.	6.00
55F	5 to 6 ft. B and B	8.50
75	6 to 8 ft. B and B	10.00
9	8 to 10 ft. B and B	15.00

Gleditsia — LOCUST

Gleditsia triacanthos HONEY LOCUST

The common Honey Locust with long sharp thorns and feathery foliage. A large tree forming a broad, graceful loose head. Will grow on almost any soil, making an impenetrable hedge when planted close together.

335-3	8 to 10 ft.	\$ 6.50
435-4	1¼ to 1½ in. caliper	8.00
535-5	1½ to 1¾ in. caliper	9.50
8	1¾ to 2 in. caliper	12.00
	2 to 2½ in. caliper	18.00

Block
No.

G. triacanthos inermis THORNLESS HONEY LOCUST

The same characteristics as above variety except that it does not have the sharp thorns.

45	8 to 10 ft.	\$ 7.50
6-55	1 1/4 to 1 1/2 in. caliper	9.00
8F	1 1/2 to 1 3/4 in. caliper	12.00
	1 3/4 to 2 in. caliper	16.50

Halesia — SILVERBELL

Halesia tetraptera

SILVERBELL

Attractive small tree with bell-shaped, drooping, white flowers. Of irregular habit. Leaves turn yellow in the Fall.

85	2 to 3 ft. Tree Form	\$1.50
9F	3 to 4 ft. " "	2.50
125F	4 to 5 ft. " "	3.50

Hydrangea — TREE FORM

Hydrangea paniculata grandiflora

PEE GEE HYDRANGEA

Large heads of white flowers appearing in late Summer and turning bright pink in the Fall. Foliage is large and clean.

	5 to 6 ft.	\$3.75
--	-----------------	--------

Koelreuteria — VARNISH TREE

Koelreuteria paniculata

VARNISH TREE

Recommended for its handsome compound foliage and immense panicles of yellow flowers in July. An unusual, decorative tree adapted to city conditions and enduring dry locations.

4	5 to 6 ft.	\$7.50
5	6 to 8 ft.	9.00

LABURNUM

Laburnum watereri (Vossi)

WATERER LABURNUM

An upright tree Maximum height 30 feet with yellow flowers in pendulous clusters resembling wistaria.

5	6 to 8 ft. Branched	\$7.50
6	8 to 10 ft.	9.00

MAGNOLIA

Magnolia soulangeana

SAUCER MAGNOLIA

One of the showiest and most picturesque trees of moderate size. Large, lustrous foliage and in early Spring produces large, slightly fragrant, cup-shaped, pinkish flowers. A most spectacular specimen.

425-4	2 to 3 ft. B and B	\$ 6.00
625-6	3 to 4 ft. B and B	9.00
825-8	4 to 5 ft. B and B	12.00
11	5 to 6 ft. B and B	15.00

M. soulangeana nigra

DARK SAUCER MAGNOLIA

Large flowers, dark purple outside. Pale purple inside. Otherwise, same as Saucer Magnolia.

75	3 to 3 1/2 ft. B and B	\$10.00
8	3 1/2 to 4 ft. B and B	12.00

Malus — FLOWERING CRAB

Flowering Crab is a most unfortunate name, as it comprises a beautiful assortment of hardy, picturesque, rugged, small trees unsurpassed for their ornamental value. In addition to the flowers, which are various shades of pink and completely cover the trees in Spring, many varieties produce bright-colored, miniature Apples which last well into the Winter and insure the birds a bountiful Thanksgiving dinner. They lend themselves readily to mass and screen plantings, groups or single specimens.

Malus — FLOWERING CRAB

2'-3' 3'-4' 4'-5' 5'-6'

Malus Adamsi ADAMS CRAB

Flower buds red opening to pink in clusters along the stem. Small carmine fruits remain until February.

x x x

M. Almey ALMEY CRAB

Large fiery crimson flowers and maroon fruits that last into the Winter season. Hardy and will do well in any location

x

M. Arnoldiana ARNOLD CRAB

Rose colored flowers which fade white produced on long, drooping stems. It is a low spreading tree with long arching branches. The fruit is yellow.

x x x x

M. atrosanguinea CARMINE CRAB

This sort has red buds, purplish in tone, opening red instead of white. Fruit is reddish-yellow. Picturesque, spreading habit with a round topped effect

x x x

M. dolgo DOLGO CRAB

Broad, graceful loose habit with white blossoms and large red fruits.

x

M. eleyi ELEY CRAB

Makes a bushy growth with bronze red leaves. The flowers are rosy-carmine made up of large broad petals followed by attractive red fruits.

x x x

M. floribunda FLOWERING CRAB

One of the handsomest and most reliable. The buds are carmine but change to pink and then to white single flowers. The fruit is the size of a pea and red. Tremendously profuse blooming

x x x

Block
No.

2'-3' 3'-4' 4'-5' 5'-6'

↘ **M. niedzwetzkyana**

REDVEIN CRAB

The leaves are brownish-red, smooth and shining. The fruit, flowers and twigs all have a cast of red.

x x x

↘ **M. Red Silver RED SILVER CRAB**

Red in bud, flower, bark, tree and leaf. Delicate silver on underside of leaf.

x x

↘ **M. Scheideckeri**

SCHEIDECKER CRAB

Flowers semi-double, pink; buds red. Fruit yellow. Small tree of pyramidal habit.

x x

M. spectabilis CHINESE CRAB

A tall shrubby sort. Flowers pink, fragrant, semi-double. Fruit not showy, pale yellow, not large. Leaves smooth and shining.

x x x

SIZES AVAILABLE APPEAR AFTER EACH VARIETY

85	2 to 3 ft.	\$1.00
1	3 to 4 ft.	2.00
15	4 to 5 ft.	3.00
2	5 to 6 ft.	4.00

Add 50c. Extra for Potted or Balled and Burlapped

Malus Flowering

CRAB

M. ioensis plena

BECHTEL CRAB

Large double pink, roselike flowers. Round buds of pink and its great profusion of bloom has made this small, bushy tree a favorite. No fruits. Fragrant, late blooming.

235	4 to 5 ft.	\$ 3.50
4	6 to 7 ft.	6.00
65	8 to 10 ft.	10.00

M. Sargentii

SARGENT CRAB

A low, hardy sort. Flowers white. Fruit scarlet hanging until Spring. Dwarf variety of spreading form.

2 to 3 ft.	\$2.00
3 to 4 ft.	3.00

Block
No.

Oxydendrum — Sourwood

Oxydendrum arboreum

SOURWOOD

"Sourwood" because of the acid taste of the foliage. Slow growing, graceful little tree producing spiky panicles of greenish white flowers late in Summer. Its chief attraction is the brilliant orange and scarlet foliage in the Autumn. Hardy in any soil or location and endures shade. Also grown in bush form.

235	2 to 3 ft. B and B	\$3.50
3	3 to 4 ft. B and B	4.50
4	4 to 5 ft. B and B	6.00
5	5 to 6 ft. B and B	7.50

Prunus — PLUM

Prunus Newport

NEWPORT PLUM

An improved purple-leaf Plum with deeper and better colored foliage. A pleasing contrast when planted among other trees or shrubs.

165	4 to 5 ft.	\$4.50
-----	-----------------	--------

P. triloba

FLOWERING PLUM

Small, shrubby tree covered with small, double, bright pink flowers before the leaves appear. This is an old-fashioned favorite that will brighten up any shrub planting.

	2 to 3 ft.	\$1.50
15	3 to 4 ft.	2.50

Prunus — JAPANESE FLOWERING CHERRIES

The Japanese Cherries planted around the Tidal Basin at Washington have added greatly to the popularity of this group. Trees of medium height, some pyramidal to vase shape, and some of the weeping type. In New England they should be planted in sheltered locations.

Prunus serrulata Kwanzan

KWANZAN CHERRY

One of the latest Japanese Cherries to bloom and probably the finest variety. The tree is upright in habit. Buds are red, flowers are double, deep pink.

	6 to 7 ft.	\$7.50
--	-----------------	--------

P. serrulata, Mt. Fuji

MT. FUJI CHERRY

The best double white Japanese Flowering Cherry.

	4 to 5 ft.	\$5.00
	5 to 6 ft.	6.00

P. serrulata shirofugen

SHIROFUGEN CHERRY

Pink buds opening to double white.

	6 to 7 ft.	\$7.50
--	-----------------	--------

Block
No.

P. subhirtella pendula WEEPING FOWERING CHERRY

The hardiest and most satisfactory Japanese Cherry for our section of New England. Its weeping habit makes it a splendid specimen and it should be given plenty of room for development. One of the handsomest of early flowering trees, producing double pink flowers in great profusion.

2 Year Heads

6 5 to 6 ft. \$9.00

Sorbus — MOUNTAINASH

Sorbus americana AMERICAN MOUNTAIN ASH

Small tree, native to New England and the White Mountains. One of the most conspicuous trees in Fall, with its abundant heads of bright red fruits.

325-3	6 to 8 ft.	\$ 5.00
4F	8 to 10 ft.	6.75
55	1 1/4 to 1 1/2 in. caliper	8.25
75-7	1 1/2 to 1 3/4 in. caliper	11.25
9F	1 3/4 to 2 in. caliper	13.50

S. aucuparia EUROPEAN MOUNTAIN ASH

Similar to preceding variety, but growing somewhat larger and more symmetrical. Fruits brilliant orange-red in early Fall.

	6 to 8 ft. A. F.	\$ 6.00
	8 to 10 ft. A. F.	8.00
	1 1/4 to 1 1/2 in caliper	10.00
75-7	1 1/2 to 1 3/4 in caliper	12.00

Syringa — LILAC

Syringa japonica JAPANESE TREE LILAC

A small tree or large shrub with large, leathery, lilac leaves. The yellowish white flowers come after all other Lilacs are through blooming.

1-9	3 to 4 ft. Bush Form	\$2.50
135F	4 to 5 ft. " "	3.50



SPRING FOWERING BULBS

Plant this Fall for bloom next Spring

We import direct from Holland only first quality, top size bulbs. Ask for our special price list which will be ready about Sept. 1st.

TULIPS

HYACINTHS


NARCISSUS

ADAMS POTTED ROSES

Our list contains many of the new and hardiest varieties for our climate. Our plants are two years old of top quality and potted in large paper pots. After years of experience it is our expert opinion that our method of potting is superior to PACKAGE or DORMANT ROSES.

They will be ready for delivery about May 20th. In two or three weeks they will burst into bloom. The only exception are the CLIMBERS, which bloom the following year.

**BUY FIVE OR MORE ROSES AT ONE TIME
SAVE 15 CENTS ON EACH PLANT**



Potted Roses

The illustration at left gives you a good idea of the quality and condition in which you will receive our Potted Roses. Just remove the paper pot by slitting down the side; plant so that the top of the earth ball is 4 or 6 inches below the surface, and water well. Our Potted Roses will not stop even to catch their breath before they will supply you with an abundance of bloom. Ready for delivery about May 20.

ADAMS SELECTED PATENTED HYBRID TEA ROSES

The choicest of all Hybrid Tea Roses—chosen for their unusually fine characteristics, profusion of bloom, exceptional vigor, dependable hardiness and delightful fragrances.

POTTED

Carrousel (Plant Pat. No. 1066). New grandiflora type. Fragrant, semi-double, dark red. \$2.25 each.

Charlotte Armstrong (Plant Pat. No. 455). Deep cerise. \$2.50 each.

Chrysler Imperial (Plant Pat. No. 1167.) Crimson red. \$2.75 each.

Diamond Jubilee (Plant Pat. No. 824). Buff orange color. \$2.25 each.

Helen Traubel (Plant Pat. No. 1028). Deep pink, apricot base. \$2.75 each.

Love Song (Plant Pat. No. 1360). Combination of salmon pink and bright yellow. \$2.75 each.

Mirandy (Plant Pat. No. 532). Rich deep red. \$2.50 each.

Mojave (Plant Pat. No. 1176). Glowing apricot orange. \$2.75 each.

New Yorker (Plant Pat. 823). Velvety brilliant red. \$2.50 each.

Peace (Plant Pat. No. 591). Yellow bud, opening white with pink edge. \$2.75 each.

Queen Elizabeth (Plant Pat. No. 1259). New Grandiflora type. Pure pink. \$2.75 each.

Rubaiyat (Plant Pat. No. 758). Fragrant brilliant red. \$2.25 each.

Sutter's Gold (Plant Pat. No. 885). Long bright yellow buds, shaded red and orange. \$2.50 each.

Tiffany (Plant Pat. No. 1304). Phlox pink, fragrant, pointed buds. \$2.75 each.

White Swan (Plant Pat. 1115). Long pointed buds alabaster white. \$2.50 each.

HARDY HYBRID TEA EVERBLOOMING ROSES POTTED—\$1.95

Caledonia. Large white. Free bloomer.

Christopher Stone. Long pointed bud. Scarlet crimson.

Countess Vandal. Copper, bronze and pink flooded with gold.

Crimson Glory. Fragrant, deep vivid crimson.

Eclipse. Slim tapering buds of brilliant golden yellow.

Editor McFarland. Bright clear pink on long stems.

K. A. Viktoria. Large, pure paper-white.

Mrs. E. P. Thom. One of the best yellows.

Pink Dawn. Large, fragrant deep rose.

Poinsettia. Rich scarlet. Profuse bloomer.

Pres. Hoover. Blend of yellow, orange and scarlet.

Sister Therese. Fragrant. Golden yellow.

The Doctor. Very large pink.

POTTED FLORIBUNDA ROSES

These Roses are large-flowered, very hardy and truly everblooming. They are noted for producing great masses of blooms. This group of Roses is used very effectively when grown in beds, or in border plantings and they are the finest for hedge purposes. Plant 2 to 3 feet apart.

They Bloom All Summer

Baby Blaze (Plant Pat. 1362). Deep, red pointed buds that mature to velvety red. \$2.25 each.

Betty Prior (Plant Pat. No. 340). Buds are lively red opening to shell pink. Best for mass planting. \$1.95 each.

Circus (Plant Pat. No. 1382). Buds bright yellow and orange. Flowers multicolored changing from orange to pink to gold and red. The only All-America Selection for 1956. \$2.75 each.

Fashion (Plant Pat. No. 789). Enchanting fragrance Brilliant coral overlaid with gold. \$2.25 each.

FLORIBUNDA ROSES CONTINUED

Goldilocks (Plant Pat. No. 672). Bud and Flower are rich golden yellow in color. \$1.95 each.

Improved Lafayette. Double cherry red, blooms prolific. \$1.95 each.

Independence (Plant Pat. No. 1036). Vivid red flowers, rich glossy foliage. \$2.25 each.

Lilibet (Plant Pat. No. 1209). Exquisite pink buds and blooms. Excellent for small arrangements. \$2.25 each.

Ma Perkins (Plant Pat. No. 1143). Prolific soft shell pink suffused with yellow. \$2.25 each.

Pinocchio (Plant Pat. No. 484). Tiny, salmon-pink blooms. Dwarf, bushy. \$2.25 each.

Spartan (Plant Pat. No. 1357). Fragrant burnt orange opening to coral \$2.75 each.

Vogue (Plant Pat. No. 926). Flame red buds forming into rich cherry-coral bloom. \$2.25 each.

White Bouquet (Plant Pat. No. 1415). Large gardenia white \$2.75 each.

World's Fair (Plant Pat. No. 362). Large double velvet rich scarlet flowers. \$2.25 each.

POTTED CLIMBING ROSES**\$1.95 each****Except As Noted:**

American Pillar. Single chaste pink blooms.

Climbing American Beauty. Double rose pink.

Climbing Crimson Glory (Plant Pat. No. 736). Crimson. \$2.75 each.

Coral Dawn (Plant Pat. No. 1117). Everblooming coral pink. \$2.75 each.

Dorothy Perkins. Soft shell pink. Small flowers in clusters.

Doublons. Fragrant double yellow.

Dr. Van Fleet. Double flesh pink. Fragrant.

Excelsa. Clusters of small red flowers.

Golden Showers. Everblooming yellow. \$3.00 each.

Mary Wallace. Fragrant, semi-double pink blooms.

New Blaze. Vivid, double, everblooming bright scarlet.

New Dawn. Profuse, fragrant, everblooming shell pink.

Paul's Scarlet. Semi-double clusters of scarlet flowers.

POTTED POLYANTHA BUSH ROSES**\$1.95 each**

Gloria Mundi. Brilliant orange-scarlet in large cluster.

Ideal. Dark red. Always in bloom.

POMO-GREEN ROSE and GARDEN DUST

This all purpose Rose dust can be used as a spray or as a dust. Acts as a insecticide as well as a fungicide. Is leaf green in color to blend with foliage. Controls insects, black spot and mildew.

Dust Gun, 8-oz.	\$1.35
Canister, 1-lb.	1.45
Canister, 3-lb.	3.20

**BUY FIVE OR MORE ROSES AT ONE TIME
SAVE 15 CENTS ON EACH PLANT**

FLOWERING SHRUBS

Our list of FLOWERING SHRUBS includes many that originate from the four corners of the world noted for their gorgeous blooms, bright berries and handsome foliage that in many instances turn to brilliant Autumn colors. We are continuously experimenting with new varieties to keep our collection up to date, retaining only the aristocrats of proven hardiness. You are assured of getting only "BETTER PLANTS FOR NEW ENGLAND," the most inexpensive plant material for creating beautiful landscapes. See sketches on page 3 showing how to plant. Certain varieties and sizes will not be available until fall. In such cases the letters A. F. will appear after the size.

When ten or more plants of the same variety and size are purchased a 10% discount will be allowed.

Block
No.

Acanthopanax — ARALIA

Acanthopanax sieboldianus

ARALIA

Graceful, arching growth up to 6 or 8 ft., with bright green foliage and prickly stems. Flowers inconspicuous. If you have a dry shady place, this shrub is the answer.

4-35	18 to 24 in.	\$.75
55-5	2 to 3 ft.90
7-65	3 to 4 ft.	1.25
85-8F	4 to 5 ft. A. F.	1.50

Amelanchier — SHADBLOW

Amelanchier canadensis

SHADBLOW

Hardy, native, large shrub or small bushy tree. Very showy in Spring with its numerous large, white, drooping flowers. Fruits, which mature in July, attract the birds. A splendid variety for naturalizing at the woods' edge.

75-7	2 to 3 ft.	\$1.50
1-9	3 to 4 ft.	2.00
135-125F	4 to 5 ft.	3.00
2-175	5 to 6 ft.	4.50
34-3	6 to 8 ft.	6.00

Aronia — CHOKEBERRY

Aronia brilliantissima

RED CHOKEBERRY

Densely branched, upright shrub. Attractive white flowers followed by profuse masses of bright red berries. Glossy green foliage turning brilliant red in the Fall. Attractive at all times in the shrub border. It grows readily in New England, particularly in locations where it can have moist soil.

6-55	2 to 3 ft.	\$1.25
7-65	3 to 4 ft.	1.50

A. melanocarpa

BLACK CHOKEBERRY

Similar to preceding variety, but having shiny black fruits. Does not grow as tall and will stand drier location.

4	18 to 24 in.	\$.90
5-45F	2 to 3 ft. A. F.	1.25

Block
No.

Berberis — BARBERRY

Berberis Koreana

KOREAN BARBERRY

A new hardy species from Korea. Medium height shrub with foliage twice the size of common Barberry, having spiny edges resembling Holly. Gorgeous red Fall coloring and large clusters of red berries.

35	12 to 18 in.		\$.75
45	18 to 24 in.90
55	2 to 2½ ft.		1.25

B. Thunbergi

JAPANESE BARBERRY

Naturally a dense, bushy, thorny plant. Its graceful habit, vivid Autumn coloring, and beautiful fruits are its distinguishing features. Since the fruits are not liked by the birds, they remain the entire Winter, giving a cheerful aspect to many Winter plantings. Not fussy as to soil requirements and will stand semi-shade. The small, sharp thorns make it a barrier to small animals.

3-25	12 to 18 in.	\$.35 each	30 or more	\$.30 each
4-35F	18 to 24 in.50 each	30 or more	.45 each
5-45F	24 to 30 in.75 each	30 or more	.60 each

B. Thunbergi atropurpurea **RED-LEAVED BARBERRY**

Same as Thunbergi except that the foliage is bright red in the Spring, dull red in Summer, and blazing scarlet in Fall. Plant in full sun to develop the best color.

45-4	12 to 15 in.	\$.75 each	30 or more	\$.70 each
55-5F	15 to 18 in.	1.00 each	30 or more	.90 each
65-6F	18 to 24 in.	1.25 each	30 or more	1.15 each

B. Thunbergi minor

BOX BARBERRY

Very dwarf, compact, bushy grower. When sheared it makes a neat edging for walks or beds.

	12 to 15 in. A. F.	\$.75
	15 to 18 in. A. F.90

Buddleia — BUTTERFLYBUSH

Buddleia alternifolia

CHINESE BUTTERFLYBUSH

Erect, spreading shrub. The narrow panicles of lavender-purple flowers resemble so much those of the lilac that it is sometimes called the Summer Lilac. This graceful shrub is the hardiest of all the Buddleias.

B. Charming

A new glorious Buddleia, bearing throughout late Summer and Autumn long sprays which compared with other Buddleias are distinctly pink.

B. Ile de France

A splendid new form. Easily the finest of all Buddleias because of its massive spikes of purple flowers, each illuminated by a brilliant golden eye. Vigorous, free-flowering, hardy type.

Block
No.**B. White Cloud**

Spikes of white.

Price on above varieties of Buddleia:

55-5 2 year No. 1 \$1.50

Calycanthus — SWEET SHRUB**Calycanthus floridus****SWEET SHRUB**

Almost everyone knows this shrub or its deliciously fragrant, red-brown flowers produced in early Spring, with neat, glossy foliage. Grows in almost any soil, in either sun or shade.

65-6F 18 to 24 in. A. F. \$1.25
9-8F 2 to 3 ft. A. F. 1.50

Caragana — PEA-TREE**Caragana arborescens****SIBERIAN PEA-TREE**

A very hardy, tall shrub with green bark, pretty foliage, and small, yellow, pea-shaped flowers in June. A good subject for the shrub border.

4-35 2 to 3 ft. \$1.25
5-45 3 to 4 ft. 1.50
65-6 4 to 5 ft. 2.00

Cephalanthus occidentalis**BUTTON BUSH**

Fragrant, creamy white flowers borne in round heads July-September. Good foliage. Likes moisture.

5 2 to 3 ft. \$1.25
6-5 3 to 4 ft. 1.50

Chaenomeles — QUINCE**Chaenomeles lagenaria****FLOWERING QUINCE**

Compact shrub with spreading, irregular, spiny branches. Refined glossy green leaves and conspicuous scarlet-red flowers in May. Thrives in any good soil but requires a sunny location. Fine material for the shrub border and makes an impenetrable hedge.

3-25 12 to 18 in. \$.75
35-3F 18 to 24 in. 1.00
5-45F 2 to 3 ft. 1.50

C. lagenaria Upright UPRIGHT FOWERING QUINCE

This is an upright form of the above variety.

6-5 12 to 18 in. \$.90
7-65F 18 to 24 in. 1.25
8-75F 2 to 3 ft. A. F. 1.75

C. Crimson Beauty

Similar to the above only has large crimson flowers.

1 18 to 24 in. \$2.00
2 to 3 ft. 2.50

C. Nivalis**WHITE FOWERING QUINCE**

White flowers.

18 to 24 in. A. F. \$1.25
2 to 3 ft. A. F. 1.75

Block
No.**C. sanguinea** **SCARLET FLOWERING QUINCE**

Dark red flowers.

18 to 24 in. A. F.	\$1.25
2 to 3 ft. A. F.	1.75

C. vermilion **VERMILION FLOWERING QUINCE**

18 to 24 in. A. F.	\$1.25
2 to 3 ft. A. F.	1.75

Clethra — SUMMER SWEET**Clethra alnifolia** **SUMMER SWEET**

During the hottest part of Summer it produces a profusion of fragrant white flowers, a feature that makes it valuable for shrub borders. Grows to medium height and thrives in shady, moist soil.

45-4F 12 to 18 in.	\$1.00
6-55F 18 to 24 in. A. F.	1.25

Cornus — DOGWOOD**Cornus alba sibirica** **SIBERIAN DOGWOOD**

A tall, broad, upright shrub suitable for large borders. A wealth of white Spring blooms, numerous white berries in Fall that attract the birds, and brilliant red bark that makes it very decorative in Winter. Grows in any soil and endures semi-shade.

3-25 18 to 24 in.	\$.90
4-35 2 to 3 ft.	1.25
5 3 to 4 ft.	1.50
65-6F 4 to 5 ft. A. F.	2.00

C. alba elegantissima **VARIEGATED DOGWOOD**

Same as above variety except variegated green and white foliage.

7-65 12 to 18 in.	\$1.00
9-85F 18 to 24 in. A. F.	1.50

C. paniculata **GRAY DOGWOOD**

Free-flowering tall shrub, having clusters of white flowers in Spring, followed in Autumn by white berries on red stems.

18 to 24 in.	\$.90
55 2 to 3 ft.	1.25
6 3 to 4 ft.	1.50

C. stolonifera flaviramea **GOLDEN-TWIG DOGWOOD**

Shrub of medium height having bright yellow bark. Very decorative in Winter and adapted to any shrub border.

35-3 18 to 24 in.	\$.90
5-4 2 to 3 ft.	1.25
6-55 3 to 4 ft.	1.50

Block
No.

Cotinus — SMOKE TREE

Cotinus coggygria

COMMON SMOKE TREE

It owes its garden value and common name to the cloudlike appearance of its mass of plummy fruiting parts which appears as a film of smoke in August. The Autumn leaf tints of yellow and purple also recommend it. Prefers a sunny location in dry well-drained soil.

65	18 to 24 in.	\$1.50
9	2 to 3 ft.	2.00
1F	3 to 4 ft.	3.00

Cotoneaster

Cotoneaster acutifolia

PEKIN COTONEASTER

A splendid hedge plant with slender spreading branches, sharply pointed foliage and inconspicuous flowers. Glossy black fruits in October. Very hardy.

5-4F	18 to 24 in. A. F.	\$1.25
65-6	2 to 3 ft.	1.50

C. divaricata

SPREADING COTONEASTER

Spreading shrub. Tiny neat foliage and small pink flowers produced in June, followed by bright red fruit in September.

45-4	12 to 18 in.	1.25
65-6	18 to 24 in.	1.50

C. hupehensis

HUPEH COTONEASTER

This attractive variety came from China and is one of the few Cotoneasters which have conspicuous clusters of white flowers along its slender stems. In Autumn it is covered with brilliant crimson fruits.

4	12 to 18 in.	\$.90
5	18 to 24 in.	1.25

Desmodium penduliflorum

PURPLE BUSH CLOVER

Medium growing. Graceful pendulous branches. Rosy purple flowers.

5-4	2 year	\$.90
-----	-------------	--------

Deutzia

Deutzia gracilis

SLENDER DEUTZIA

Popular, compact, dwarf shrub. Graceful fountain-like bush covered in May with a profusion of white flowers. Useful in foundations and foregrounds of shrub borders.

55-5F	12 to 15 in.	\$1.00
65F	15 to 18 in.	1.35

D. Lemoinei

LEMOINE DEUTZIA

A hybrid of Gracilis, growing more vigorous, a little taller, and with showier white flowers. Grows in almost any soil but prefers a sunny location.

4-35	12 to 18 in.	\$.75
5-45	18 to 24 in.	1.25
65-6F	24 to 30 in.	1.50

Block
No.**D. scabra, Pride of Rochester**

Vigorous-growing shrub. Double white flowers, tinged with pink, on upright branches.

45-4	2 to 3 ft.	\$1.25
55-5	3 to 4 ft.	1.50

Euonymus**Euonymus alatus****WINGED EUONYMUS**

Bushy, compact, upright plant with curious corky bark that spreads out in flat wings. No doubt one of the most conspicuous varieties in the Autumn. With its brilliant scarlet foliage and fruits. Very useful as a tall plant in the shrub border and endures partial shade.

14F	18 to 24 in.	\$2.25
175	24 to 30 in.	3.00
225	30 to 36 in.	3.50
	Add .50 each for balled and burlapped	

E. alatus compacta **DWARF WINGED EUONYMUS**

A choice compact shrub similar to the preceding variety, but slower growing and much more dwarf. The Arnold Arboretum in Boston considers this the outstanding shrub for Fall color. Indifferent to soil shade, and city conditions. Makes a most unusual and attractive hedge.

16	18 to 24 in.	\$3.00
2	24 to 30 in.	4.00
	Add .50 each for balled and burlapped	

E. bungeanus **WINTERBERRY EUONYMUS**

A large shrub or small tree with broad spreading branches. Yellow Autumn foliage and orange fruits in September.

5	2 to 3 ft.	\$1.25
---	-----------------	--------

E. europaeus **EUROPEAN EUONYMUS**

An erect shrub or small tree. Red Autumn foliage with pink fruits which break open in the manner of the Bittersweet and display red seeds within.

45-4	2 to 3 ft.	\$1.25
6-5	3 to 4 ft.	1.50
75F	4 to 5 ft. A. F.	2.00

E. yedoensis **YEDDO EUONYMUS**

Large, upright shrub, remarkable for its brilliant red foliage and pink fruits in Fall.

4-35	18 to 24 in.	\$.90
5-4	2 to 3 ft.	1.50
65-6	3 to 4 ft.	2.00
8-75	4 to 5 ft.	3.00

Exochorda — PEARL-BUSH**Exochorda grandiflora****PEARL-BUSH**

Tall, bushy plant. Very showy in May, with fairly large clusters of pure white flowers. Makes a fine specimen or group in the shrub border.

9	3 to 4 ft.	\$ 2.00
---	-----------------	---------

Block
No.

Forsythia — GOLDEN BELL

Forsythia intermedia spectabilis

SHOWY BORDER FORSYTHIA

Regarded by many as the finest. Large, rich yellow flowers are produced profusely.

35-3	18 to 24 in.	\$.90
45-4	2 to 3 ft.	1.25
55-45F	3 to 4 ft.	1.50

F. intermedia spectabilis Farrand

FARRAND FORSYTHIA

This is a hybrid cross between Arnold Giant and Spectabilis. Flowers 2½ in. across, lemon yellow.

6F	2 to 3 ft.	\$ 1.50
75F	3 to 4 ft.	2.00

F. Lynwood Gold

LYNWOOD FORSYTHIA

New variety, extremely floriferous with very large golden yellow flowers.

6-55	2 to 3 ft.	\$ 1.50
75-65	3 to 4 ft.	2.00
	4 to 5 ft.	2.50

F. ovata

EARLY FORSYTHIA

Introduced from Korea in 1917. The earliest of all Forsythias to bloom and the hardiest.

	18 to 24 in.	\$.90
--	-------------------	--------

F. Spring Glory

Large, pale yellow blossoms covering the branches in masses of pleasing color.

35-3	18 to 24 in.	\$.90
45-4	2 to 3 ft.	1.25
55-45F	3 to 4 ft.	1.50

F. suspensa

WEeping FORSYTHIA

A rampant, rambling variety with some of its branches decidedly pendulous. Bright yellow flowers that form arches of gold. At its best when permitted to ramble over banks or stone walls.

5-45	2 to 3 ft.	\$ 1.25
6	3 to 4 ft.	1.50

Hamamelis — WITCH-HAZEL

Hamamelis vernalis

VERNAL WITCH-HAZEL

A spreading, compact shrub of medium height. Interesting because of its unusual time of bloom. Any warm day between January and March one may see its small yellow flowers in bloom. A truly Winter-blooming shrub.

65-6F	18 to 24 in. A. F.	\$ 1.50
8-75F	2 to 3 ft. A. F.	1.75

H. virginiana

WITCH-HAZEL

Tall shrub producing its odd yellow blooms after the leaves have fallen in November. Prefers a moist soil.

65-6	2 to 3 ft.	\$ 1.50
75-65	3 to 4 ft.	2.00
9-8	4 to 5 ft.	2.50
125	5 to 6 ft.	3.00

Block
No.

Hibiscus — ROSE OF SHARON

Hibiscus syriacus ROSE OF SHARON OR ALTHEA

Native of China. Upright, compact, broad shrub sometimes growing in a tree form. The large, bell-shaped flowers are produced in August at a time when few other shrubs are in bloom. Indifferent to soil conditions but likes a sunny location. We offer the following colors:

Anemonæflorus. Double pink. 2 to 3 ft.

Ardens. Double violet 2 to 3 ft.

Banner. Double white, red eye. 2 to 3 ft., 3 to 4 ft., 4 to 5 ft.

Coelestis. Blue. 18 to 24 in., 2 to 3 ft.

Jeanne d'Arc. Double white. 2 to 3 ft.

Lucy. Double red. 2 to 3 ft.

Rubis. Single red. 2 to 3 ft.

Prices on above varieties:

65-6	2 to 3 ft.	\$1.50
	3 to 4 ft.	1.75
	4 to 5 ft.	2.00

Hydrangea

Hydrangea arborescens grandiflora HILLS-OF-SNOW

An upright shrub. Pure white clusters of flowers 4 to 5 in. in diameter are produced in June and July when there is a scarcity of shrub bloom. Prefers a moist soil and endures partial shade. Should be severely pruned early each Spring. Good for the border foreground or house foundation.

65-6F	2 to 3 ft.	\$1.50
-------	-----------------	--------

H. paniculata grandiflora PEE-GEE HYDRANGEA

The old-fashioned variety that really needs no description. Its familiar large heads of white flowers in late Summer turn bright pink in the Fall. We grow this in excellent tree-shaped plants for specimens, as well as in bush form for the shrub border.

45-4	18 to 24 in.	\$1.00
55-5F	2 to 3 ft.	1.50
7-65	3 to 4 ft.	2.00

See page 27 for Tree Form

Hypericum

Hypericum densiflorum DENSE ST. JOHNSWORT

Medium sized with bright yellow flowers.

5-45	18 to 24 in.	\$1.00
6-55	24 to 30 in.	1.35

Ilex

Ilex verticillata WINTERBERRY

This very ornamental, upright shrub belongs to the Holly family. In October bright red berries appear which last all Winter and are attractive to the eye as well as to the birds. Prefers a shaded, moist location.

6-55	2 to 3 ft.	\$1.25
75-7	3 to 4 ft.	1.50

Block
No.**I. polycarpa**

This variety fruits more abundantly than the above and grows more upright; otherwise has the same characteristics.

2 to 3 ft. A. F.	\$2.00
3 to 4 ft. A. F.	2.50

Kolkwitzia — BEAUTY-BUSH**Kolkwitzia amabilis****BEAUTY-BUSH**

One of the finest of the newer shrubs, producing long sprays of graceful foliage. Flowers are delicate pink, similar in shape to those of the Weigela, but much smaller. Although a rapid grower, it does not bloom profusely, until it becomes thoroughly established.

4-35	12 to 18 in.	\$ 1.90
5-45F	18 to 24 in.	1.25
65-6F	2 to 3 ft.	1.50
	3 to 4 ft.	2.00

Ligustrum — PRIVET**Ligustrum amurense****AMUR PRIVET**

An upright plant similar to the better-known California Privet, but more hardy. Makes a very fine formal hedge or screen and, like all the Privets, endures semi-shade.

19-14-12	12 to 18 in.	\$.25 each 30 or more	\$ 1.18
23-19-16F	18 to 24 in. A. F.	\$.35 each 30 or more	\$ 1.25
29-24-22F	2 to 3 ft. A. F.	\$.45 each 30 or more	\$ 1.35
	3 to 4 ft.	\$.55 each 30 or more	\$ 1.45

L. ibolium**IBOLIUM PRIVET**

The most satisfactory of all the Privets for hedges. It has the large, glossy foliage of the California variety, and the hardness of the Ibotia. We believe that this will soon supplant the California, which is not always dependable.

15-13-10F	12 to 18 in. A. F.	\$.20 each 30 or more	\$ 1.15
2-18-16F	18 to 24 in.	\$.30 each 30 or more	\$ 1.18
25-23-21F	2 to 3 ft.	\$.35 each 30 or more	\$ 1.24
	3 to 4 ft.	\$.45 each 30 or more	\$ 1.35

L. obtusifolium ibota**IBOTA PRIVET**

In this variety the branches are more spreading. Has a rather showy lilac-like white flower and in the Fall and Winter is covered with blue-black berries attractive to the birds. Very valuable for screen and border planting, as well as a fine hedge plant. dependable.

15	18 to 24 in.	\$.25 each 30 or more	\$ 1.20
25-23-21	2 to 3 ft.	\$.35 each 30 or more	\$ 1.24
	3 to 4 ft.	\$.45 each 30 or more	\$ 1.35
45-4	4 to 5 ft.	\$.60 each 30 or more	\$ 1.45

L. obtusifolium Regelianum**REGEL PRIVET**

A low shrub with branches that are almost horizontal. It has dense foliage, and its graceful habit of growth makes it a fine variety for foundation and border planting, as well as for hedges.

35-3	12 to 18 in. spread ..	\$.60 each 30 or more	\$ 1.50
4-32	18 to 24 in. spread ..	\$.75 each 30 or more	\$ 1.65
5-45F	24 to 30 in. spread A. F.	\$1.00 each 30 or more	\$ 1.90
	30 to 36 in. spread ..	\$1.25 each 30 or more	\$1.00
65-6F			

Block
No.**L. ovalifolium** **CALIFORNIA PRIVET**

Probably the most popular hedge plant, but unfortunately less hardy than the other Privets. Handsome, upright growth with dark glossy green leaves.

12-1	12 to 18 in.	\$.20 each 30 or more \$.15
14-12F	18 to 24 in.	\$.25 each 30 or more \$.18
25-23	2 to 3 ft.	\$.35 each 30 or more \$.24

L. vicaryi **GOLDEN PRIVET**

Medium height with bright yellow foliage which holds its color the entire Summer, especially if grown in full sunlight.

25-2	8 to 12 in.	\$.60
4-35F	12 to 15 in.75
5-45F	15 to 18 in.	1.00
	18 to 24 in.	1.25

Lindera — SPICEBUSH**Lindera benzoin** **SPICEBUSH**

Attractive in early Spring before the leaves with bright yellow flowers later producing scarlet berries sought after by the birds. Yellow Autumn foliage. Good for naturalizing.

5-45F	18 to 24 in.	\$1.25
6-5F	2 to 3 ft. A. F.	1.50

Lonicera — HONEYSUCKLE**L. fragrantissima** **WINTER HONEYSUCKLE**

Early in the Spring, before the foliage, numerous small, very sweet scented flowers appear. The rich green foliage persists until Mid-winter.

4-35	18 to 24 in.	\$.90
6-55	2 to 3 ft.	1.50
	3 to 4 ft.	2.00

L. Korolkowi **BLUE-LEAF HONEYSUCKLE**

Tall, broad-headed shrub with striking blue-gray foliage which contrasts beautifully with its abundance of dainty pink flowers in May. Blooms are followed by bright red fruits. A valuable addition to any border if given plenty of room.

	18 to 24 in. A. F.	\$1.25
	2 to 3 ft. A. F.	1.50

Lonicera Maacki **AMUR HONEYSUCKLE**

Tall growing; indifferent to soil conditions but likes a sunny location. Bright red berries.

45-4F	2 to 3 ft.	\$1.25
55-5	3 to 4 ft.	1.50

L. Morrowi **MORROW HONEYSUCKLE**

Wide spreading branches. Pretty white flowers in May followed by large quantities of blood-red fruits in August.

	18 to 24 in.	\$.90
45-4	2 to 3 ft.	1.25
6-5	3 to 4 ft.	1.50

Block
No.

L. tatarica alba **WHITE TATARIAN HONEYSUCKLE**

The chief characteristics of all the tatarian Honeysuckles are the great abundance of small flowers and red fruits that follow. This variety has white flowers.

45-35	2 to 3 ft.	\$1.25
55-45	3 to 4 ft.	1.50
65	4 to 5 ft.	2.00

L. tatarica grandiflora rosea

PINK TATARIAN HONEYSUCKLE

Similar to preceding varieties, but having slightly larger, delicate pink flowers.

3-25	18 to 24 in.	\$.90
45-35	2 to 3 ft.	1.25
55-45	3 to 4 ft.	1.50

L. tatarica rubra **RED TATARIAN HONEYSUCKLE**

Same characteristics as all the Tatarian varieties, with deep rose-pink, almost red flowers.

3-25	18 to 24 in.	\$.90
45-35	2 to 3 ft.	1.25
55-45	3 to 4 ft.	1.50

L. Zabelli **ZABELL HONEYSUCKLE**

By far the best red flowering Honeysuckle. Strong upright growth with large persistent red fruit in August.

45-35	2 to 3 ft.	\$1.50
55-45	3 to 4 ft.	2.00
7-65	4 to 5 ft.	2.50

Philadelphus — MOCK ORANGE

Philadelphus coronarius **MOCK ORANGE**

The old-fashioned Mock Orange that everybody knows and admires. In June is a solid mass of white blooms which are delightfully fragrant. This variety will stand partial shade.

5-45	2 to 3 ft.	\$1.25
55	3 to 4 ft.	1.50

P. Lemoinei **LEMOINE MOCK ORANGE**

Very popular, graceful, medium growing shrub, bearing clusters of fragrant white flowers in June. Should be included in every shrub planting.

4-35	18 to 24 in.	\$.90
55	2 to 3 ft.	1.25
65-6	3 to 4 ft.	1.50

P. Lemoinei, Albatre **ALBATRE MOCK ORANGE**

One of the famous Lemoine hybrids. Medium height shrub. Large pure white single or semi-double flowers. Very similar to Virginal. Some folks like it better than Virginal because of its symmetrical habit of growth.

35-3	18 to 24 in.	\$1.00
45-4	2 to 3 ft.	1.50

Block
No.

P. Lemoinei, Bouquet Blanc

A medium height shrub of dense habit. White flowers borne in bouquet-like clusters.

18 to 24 in. A. F.	\$1.00
2 to 3 ft. A. F.	1.50

P. Lemoinei, Enchantment

Rapid grower, blooms freely and with fragrant white flowers.

2 to 3 ft. A. F.	\$1.25
3 to 4 ft. A. F.	1.50

P. Lemoinei, Glacier

This hybrid is a strong, erect grower of medium height. The clusters of double white flowers, set in panicles, have the appearance of one enormous flower. A very choice variety.

55	2 to 3 ft.	\$1.50
65F	3 to 4 ft.	2.00

P. virginalis

Medium height and irregular growth, but rated by many as the finest of all Mock Oranges. The first burst of bloom comes in June when the large, semi-double, pure white flowers fairly weight the branches down. The tips of the new shoots bear flowers continuously throughout the Summer. A truly remarkable variety and no doubt one of the best.

45-4	18 to 24 in.	\$1.00
55-5	2 to 3 ft.	1.50
65F	3 to 4 ft.	2.00

Photinia

Photinia villosa

ORIENTAL PHOTINIA

White flowers in rounded clusters in May. Leaves are lustrous. Red berries ripening in Summer and persisting until Winter. Foliage changes to a glorious red in Autumn.

6-55	2 to 3 ft.	\$1.25
7-65F	3 to 4 ft.	1.50

Physocarpus — NINEBARK

Physocarpus opulifolius

NINEBARK

Vigorous, wide-spreading, tall shrub that should be given plenty of room in the shrub border. Its attractive foliage makes it adapted for screen purposes. Grows anywhere, enduring even partial shade.

4	18 to 24 in.	\$.75
5-45	2 to 3 ft.	1.25
6	3 to 4 ft.	1.50

P. opulifolius aureus

GOLDEN NINEBARK

Similar to the preceding variety, but at first when the leaves appear they are bright yellow, later changing to golden yellow.

4-35	18 to 24 in.	\$.75
55-5	2 to 3 ft.	1.25

Block
No.

P. opulifolius nana**DWARF NINEBARK**

Similar to opulifolius except that it grows only about 4 ft. tall.

35	18 to 24 in.	\$.75
45-4	2 to 3 ft.	1.25
6-55	3 to 4 ft.	1.50

Prunus**Prunus glandulosa rosea****DOUBLE PINK ALMOND**

One of the most charming early-flowering shrubs, producing very double, rose-colored flowers in great profusion in the early Spring.

	2 to 3 ft.	\$1.50
--	-----------------	--------

P. glandulosa sinensis**DOUBLE WHITE ALMOND**

Same as the preceding variety except that it has beautiful double white flowers.

	2 to 3 ft. A. F.	\$1.50
--	-----------------------	--------

P. maritima**BEACH PLUM**

A spreading thorny shrub well adapted to sandy exposed locations. Dainty white flowers in April followed by showy edible purple fruits from which an excellent preserve may be made.

6-55F	2 to 3 ft.	\$1.25
75-7F	3 to 4 ft.	1.50

P. tomentosa**MANCHU CHERRY**

Compact, treelike bush with upright branches. In the early Spring it is covered with tiny pink buds which turn white after they open. The miniature red cherries appearing in late Summer are soon removed by the birds. A very neat shrub that should be more popular.

	18 to 24 in.	\$1.00
7-65F	2 to 3 ft.	1.25

Rhodotypos — JETBEAD**Rhodotypos scandens****BLACK JETBEAD**

Of medium height, with single white flowers followed by shiny black fruit. A graceful shrub with handsome bright green foliage that grows well in semi-shade.

45-4	18 to 24 in.	\$.90
55-5F	2 to 3 ft.	1.25
7-65F	3 to 4 ft.	1.50

Rhus — SUMAC**Rhus aromatica****FRAGRANT SUMAC**

A spreading shrub. Conspicuous yellow flowers appear in early Spring. The thick, fragrant foliage turns dark crimson in Autumn. A good cover-plant for dry, rocky slopes.

55-5F	18 to 24 in.	\$.90
65-6F	2 to 3 ft. A. F.	1.25

Block
No.

Rosa — ROSE

Rosa Hugonis

GOLDEN ROSE OF CHINA

Extremely graceful, arching shrub. Dainty, refined foliage that is practically hidden in May by a profusion of soft yellow, single, saucer-like flowers of delicate fragrance.

45-4F	12 to 18 in.	\$.90
65-6F	18 to 24 in.	1.25

R. multiflora

JAPANESE ROSE

White flowers in profusion. Red berries to attract the birds. Makes a dense thicket of spiny growth and an impregnable hedge. Needs plenty of room.

18 to 24 in. 15c. each, 30 or more 12c. each

R. rugosa

RUGOSA ROSE

A sturdy, upright, medium-sized shrub with bristly and clean, glossy green, wrinkled foliage. The large, single, fragrant, red flowers of a soft, silky crepe-paper texture appear in May and continue until September. Its brilliant Fall colors and bright red fruits make this variety attractive at all seasons. Absolutely hardy.

4-35	12 to 18 in.	\$.75
5-4	18 to 24 in.	\$.90
6-55	2 to 3 ft.	1.25
75-7	3 to 4 ft.	1.50

R. rugosa alba

WHITE RUGOSA ROSE

Same as the preceding variety except that it has large, white flowers. Both varieties grow exceptionally well when planted at the seashore.

6-55F	18 to 24 in.	\$1.25
7-65F	2 to 3 ft.	1.50
85-8F	3 to 4 ft.	1.75

Salix — PUSSY WILLOW

Salix caprea

PUSSY WILLOW

This familiar plant is the harbinger of Spring. Preferring moist soil.

4-35	18 to 24 in.	\$.90
5-45	2 to 3 ft.	1.25
6-55	3 to 4 ft.	1.50

S. purpurea nana

DWARF ARTIC WILLOW

A low growing variety suited for hedges. Absolutely hardy with blue green foliage. Can be clipped for formal effects or left natural.

5-45	18 to 24 in.	\$1.25
6-55	24 to 30 in.	1.50

Spiraea

Spiraea arguta

GARLAND SPIREA

The most free-flowing and showy of the early-blooming Spireas. Graceful shrub of medium height, with feathery foliage. Early in May a profusion of dainty white flowers makes this a most charming sight.

4-35	18 to 24 in.	\$.90
5-45	2 to 3 ft.	1.25

**Block
No.**

S. Bumalda, Anthony Waterer

ANTHONY WATERER SPIREA

This popular Spirea is of dwarf growth. In July bright crimson flowers in flat heads appear on upright stems. Because of its low growth it works in well at the house foundation or foreground of the shrub border. Prefers a moist soil and sunny location.

25-2	9 to 12 in.	\$.60
35-3F	12 to 15 in.90
45-4F	15 to 18 in.	1.25

S. Bumalda Froebeli

FROBEL SPIREA

Similar to the above, but grows taller and is less compact. The bright crimson flowers last the entire season.

3-25	15 to 18 in.	\$.90
4-35F	18 to 24 in.	1.25
5-45	24 to 30 in.	1.50

S. prunifolia

BRIDAL WREATH

This beautiful, well-known Spirea has been neglected for the more popular Van Houttei. Its graceful form and double white flowers make it deserving of more use. With neat, dark green foliage that turns orange in the Autumn.

4-35	18 to 24 in.	\$.90
55-45	2 to 3 ft.	1.50
65-6	3 to 4 ft.	2.00

S. vanhouttei

VAN HOUTTE SPIREA

This beautiful shrub deserves its popularity, for it is one of the finest Spireas for massing or specimens. Its tall, slender branches arch gracefully under a load of white flowers, the last of May

35-3	18 to 24 in.	\$1.25
45-4	2 to 3 ft.	1.50
55-5F	3 to 4 ft.	2.00
	4 to 5 ft. A. F.	2.50

Stephanandra

Stephanandra flexuosa

CUT LEAF STEPHANADRA

The neat, clean foliage is finely and delicately cut. Graceful, fountain-like habit of medium height. The small white flowers and interesting foliage make it a most refined shrub for the house foundation.

3-25	12 to 18 in.	\$.60
4-35F	18 to 24 in.	\$.90

Symphoricarpos — CORALBERRY

Symphoricarpos Chenaulti

An improved Coralberry with smaller, tidy foliage. The fruits are not conspicuous; however, it makes a nice low hedge and, like all the Symphoricarpos, does well in semi-shade.

3	18 to 24 in.	\$.90
4	2 to 3 ft.	1.25
5-45	3 to 4 ft.	1.50

Block
No.

S. orbiculatus **INDIAN CURRANT CORALBERRY**

A valuable variety for planting on banks, as it has a heavy root system. The flowers are greenish white and are followed by clusters of dark, purplish red berries. Grows well in the shade.

3-25	18 to 24 in.	\$.60
35-3	2 to 3 ft.90
45-4	3 to 4 ft.	1.25

S. racemosus **COMMON SNOWBERRY**

A bushy shrub with ornamental leaves and graceful, drooping branches, which in the Autumn are covered with white, waxy berries about the size of marbles. Grows well in partial shade.

3-25F	18 to 24 in. A. F.	\$.90
4-35F	2 to 3 ft.	1.25
55-5F	3 to 4 ft. A. F.	1.50

Syringa — LILAC

FRENCH HYBRID LILACS

For flower size and range of color they are much superior to the common Lilac, and they are absolutely hardy.

All Lilacs grow better in a sweet soil. We, therefore, recommend an annual Fall application of lime. The following list contains many of the "Better Hybrid Lilacs."

Adelaide Dunbar. Dark Red

Charles Joly. Dark purple

°**Charles X.** Reddish purple

°**Congo.** Wine red

Ellen Willmott. White

Katherine Havemeyer. Lilac pink

Leon Gambetta. Lilac rose

°**Marie Legraye.** Creamy white

Mme. Antoine Buchner. Best Pink

Pres. Falliers. Pale lavender

°**Pres. Lincoln.** True blue

Pres. Viger. Bluish lilac

°**Souv. Ludwig Spaeth.** Deep purple

°Indicates single flowering varieties.

Prices of above varieties in large paper pots

2 to 3 ft.	\$3.00
-----------------	--------

Syringa chinensis (rothomagensis) **CHINESE LILAC**

Free-flowering, tall shrub with purplish lilac flowers in June.

18 to 24 in.	\$.75
2 to 3 ft. A. F.	1.00

S. japonica

JAPANESE TREE LILAC

See Page 31

Block
No.**S. persica****PERSIAN LILAC**

Free-blooming, graceful shrub with refined foliage, smaller than the other Lilacs. Fragrant, pale purple flowers are borne in great profusion. Very satisfactory for the shrub border or hedges.

45-4F	18 to 24 in.	\$1.00
6-55F	2 to 3 ft. A. F.	1.50
7-65F	3 to 4 ft.	2.00

S. persica alba**WHITE PERSIAN LILAC**

Same general character as the above variety, only has white flowers.

5-45	18 to 24 in.	\$1.25
65-6	2 to 3 ft.	1.75
75-7F	3 to 4 ft.	2.25

S. villosa**LATE LILAC**

Late-blooming, tall shrub, with large leaves. The flowers are light pale pinkish in bud, opening to rosy white.

5-4	2 to 3 ft.	\$1.25
6-55	3 to 4 ft.	1.50

S. vulgaris**COMMON PURPLE LILAC**

No other shrub is more typically colonial than this popular, fragrant Lilac which is found on nearly every New England homestead. Absolutely hardy, and endures neglect and ill treatment.

45-4	18 to 24 in.	\$1.00
55-5	2 to 3 ft.	1.25
65-6	3 to 4 ft.	1.50

S. vulgaris alba**COMMON WHITE LILAC**

Same general desirable characteristics as the preceding variety but having pure white, single, fragrant flowers.

5-45	18 to 24 in.	\$1.25
6-55	2 to 3 ft.	1.50
7-65	3 to 4 ft.	2.00
1-9F	4 to 5 ft.	2.50

Tamarix**Tamarix pentandra****FIVE STAMEN TAMARIX**

Graceful, tall-growing shrub with interesting feathery foliage. In June it bears showy racemes of pink flowers. Prefers dry soil conditions and does very well at the seashore.

4-35	18 to 24 in.	\$.90
55-5	2 to 3 ft.	1.25
65-6	3 to 4 ft.	1.50

SHRUB TRIMMING

The proper time to trim flowering shrubs is directly after they complete their blooming period.

Our men will be available during the summer and winter months for this service.

Block
No.**Viburnum**↘ **Viburnum americanum** **AMERICAN CRANBERRY**

Tall, native shrub with an open, spreading habit. Inconspicuous flowers followed by very ornamental red berries. The berries do not attract the birds, so they remain on the bush all Winter. The Fall foliage is especially brilliant.

6-55	18 to 24 in.	\$.90
7-65	2 to 3 ft.	1.25
8-75	3 to 4 ft.	1.50

V. dentatum**ARROW-WOOD**

Likes a moist soil and endures partial shade. A hardy native of New England with white flowers in May and June, followed in October by shiny blue-black berries. This variety is often the answer to difficult planting situations.

35-3	18 to 24 in.	\$.75
45-35	2 to 3 ft.90
65-55	3 to 4 ft.	1.25
8	4 to 5 ft.	1.50

↘ **V. lentago****NANNYBERRY**

White flowers in May and June. Handsome shining foliage. Blue-black fruits on red stems with purple Autumn leaves.

5-45	2 to 3 ft.	\$1.25
6-55	3 to 4 ft.	1.50
7	4 to 5 ft.	2.00

V. molle**KENTUCKY VIBURNUM**

Flowers are produced in late May. (Later than others.) Sometimes called Silky Viburnum because of the foliage which is silky in effect.

35	18 to 24 in.	\$.75
45-35	2 to 3 ft.90
65-55	3 to 4 ft.	1.25
8	4 to 5 ft.	1.50

↘ **V. opulus****EUROPEAN CRANBERRY-BUSH**

In the early Fall its brilliant scarlet fruits, hanging in large clusters, are most attractive.

4-35	18 to 24 in.	\$.75
55-5	2 to 3 ft.90
65-6	3 to 4 ft.	1.25
75	4 to 5 ft.	1.50

V. Carlesi**MAY-FLOWERING VIBURNUM**

A real garden aristocrat. Compact shrub of medium height, with pretty pink and white flowers in a flat cluster 3 in. across. The individual blooms, which appear in April, resemble the Arbutus in form, color, and exquisite fragrance.

B and B means Balled and Burlapped

2-175	12 to 18 in. Potted	\$3.00
25-225	18 to 24 in. B and B	3.75
3-275F	2 to 2½ ft. B and B	4.50
375-35F	2½ to 3 ft. B and B	5.75

Block
No.

V. Juddi**JUDD'S VIBURNUM**

Compact, bushy plant. Clusters of small pink and white flowers. Similar to *carlesii*.

2	15 to 18 in. B and B	\$3.00
25-225	18 to 24 in. B and B	3.75
3-275	2 to 2½ ft. B and B	4.50

V. fragrans**FRAGRANT VIBURNUM**

Similar to *Carlesii* but blooms much earlier and is a deeper shade of pink. Vigorous, upright growth.

15	2 to 2½ ft. B and B	\$2.50
2	2½ to 3 ft. B and B	3.00
25	3 to 4 ft. B and B	3.50
	4 to 5 ft. B and B	4.00

V. opulus nanum**DWARF VIBURNUM**

A very dwarf, compact, round-headed shrub. Very useful as a low hedge or formal border.

65-6	6 to 9 in. 2 year	\$1.00
------	-------------------------	--------

Weigela**Weigela, Bristol Ruby** (Plant Pat. No. 492)

Most profuse flowering of Red Weigelas. Flowers, ruby-red bells in June, then blossoms sporadically till frost. Heavy with foliage and a good grower.

9F	18 to 24 in.	\$1.50
125F	2 to 3 ft.	2.00
	3 to 4 ft.	2.50

W. rosea**PINK WEIGELA**

This is an old favorite. Medium to tall-growing shrub, covered in June with a profusion of rose-colored flowers. Very showy for the shrub border.

5-45F	18 to 24 in.	\$ 90
6-55F	2 to 3 ft.	1.25
7-65F	3 to 4 ft.	1.50

W. vaniceki

An improved *Eva Rathke*. Hardy and vigorous with a profusion of garnet crimson flowers in June, and then sparingly throughout the Summer. Reddish yellow Autumn foliage.

6-5F	18 to 24 in.	\$1.25
7-65	2 to 3 ft.	1.50
8F	3 to 4 ft.	2.00

Zanthorhiza — YELLOW ROOT**Zanthorhiza apiifolia****YELLOW-ROOT**

A low-growing shrub which makes a splendid ground cover. Will grow anywhere, but prefers a moist, shady location. The plum-colored flowers in April are not conspicuous, but in the Fall the foliage turns brilliant yellow and is both showy and handsome.

	3 to 6 in. 2 year	\$.60
	6 to 9 in. 2 year75

CLIMBING VINES

Some are evergreen like the *Euonymus*. Others produce beautiful flowers such as the *Clematis*, *Honeysuckle* and *Wistaria*. Should you want Fall color choose the ivys and for colorful fruits the *Bittersweet*. They will transform bare walls and fences into beauty spots. For similar purposes may we suggest *Climbing Roses* which will be found on page 34.

When ten or more plants of the same variety and size are purchased a 10% discount will be allowed.

Block
No.

Ampelopsis — IVY

Ampelopsis brevipedunculata maximowiczii

PORCELAIN AMPELOPSIS

Vigorous climber with deeply lobed leaves. Multi-color fruit borne in medium-sized clusters that are not equalled in beauty by that of any other woody vine.

55-5 2 year \$1.00

***Ampelopsis* see *Parthenocissus*.**

Aristolochia — DUTCHMAN'S PIPE

Aristolochia durior

DUTCHMAN'S PIPE

A very rapid-growing vine with very large, light green leaves which retain their color from early Spring to late Fall. Peculiar brownish flowers which resemble a miniature pipe.

15 2 year potted \$2.50

Campsis — TRUMPETVINE

Campsis radicans

TRUMPETVINE

An old friend of vigorous growth forming a spreading bush with arching branches. Placed against a building, tree, or trellis it will climb rapidly. Tropical-looking foliage. Trumpet-shaped scarlet flowers in Midsummer.

4-35 2 year \$1.25

Celastrus — BITTERSWEET

Celastrus orbiculatus

ORIENTAL BITTERSWEET

An oriental shrub which will climb if given support. In the Fall it produces an abundance of brilliant orange and scarlet fruits. Very showy after the foliage has fallen. Sprays cut and brought into the house last for a long time.

4-35 2 year \$.90

C. scandens

COMMON BITTERSWEET

This native variety is similar to, and just as desirable as the Oriental type. The colorful clusters of orange and scarlet fruits are very popular for home decoration.

4-35 2 year \$.90

Block
No.

CLEMATIS

Clematis paniculata **SWEET AUTUMN CLEMATIS**

Very popular, fast-growing vine which with support will climb 20 to 25 ft. Neat glossy foliage and in September is completely covered with fragrant, white, star-shaped flowers.

6-55	2 year	\$1.00
	2 year potted	1.50

Clematis, Large-Flowering Hybrids

Vines, 6 to 12 ft., requiring a trellis or wire support. Very desirable because of their large, showy flowers, 5 to 6 in. across in Midsummer. They thrive best in a rich, limestone soil and should not be planted in exposed locations.

Henryi. Large, creamy white flowers.

Jackmani. Very popular purple variety.

Mme. Edouard Andre. Rich bright red.

Ramona. Lavender-blue.

125	2 year potted	\$2.00
1-9	2 year bare root	1.50

Hedera — ENGLISH IVY

Hedera helix baltica **BALTIC IVY**

A hardy evergreen variety that makes a good ground cover. Small foliage. Plant in mass under trees or other shady or semi-shady locations.

4	3 in. potted	\$ 7.50 per 10
38	3 in. potted	60.00 per 100

EUONYMUS

One of the most useful groups of evergreen vines. They are particularly desirable on account of their dense evergreen foliage, their willingness to grow in partial shade, and their extreme hardiness. Useful for edging evergreen beds, walks, borders, and as trailing plants in rockeries. As climbing vines on stonework they are most useful.

Prices Bare Root, Add 50c for Balling

Euonymus radicans **WINTERCREEPER**

A very desirable evergreen vine or ground cover. Use it on stone walls or foundations and as undergrowth in evergreen borders. Very hardy and does well in the shade.

8-75F	12 to 15 in. spread A. F.	\$1.50
-------	--------------------------------	--------

E. radicans Carrierei **GLOSSY WINTERCREEPER**

A stronger and bushier grower than Radicans, and one of the larger leaved varieties. It is upright in habit and may be used as a specimen bush, as an evergreen hedge, or as a climber if given a little support.

1-9F	15 to 18 in. spread A. F.	\$1.50
125-115F	18 to 24 in. spread A. F.	2.00
	2 to 2½ ft. spread	2.50

Block
No.**E. radicans coloratus PURPLE-LEAF WINTERCREEPER**

This variety is remarkable for the red tints of the foliage in Autumn, changing to bronze during the Winter.

6 12 to 15 in. spread \$1.00

E. radicans vegetus BIG-LEAF WINTERCREEPER

Sometimes called the Evergreen Bittersweet, because of the orange-red berries which it carries during the Winter. It is the largest and strongest grower after it becomes established.

1-9F 12 to 15 in. spread A. F. \$1.75
13-12 15 to 18 in. spread 2.25
16 18 to 24 in. spread 2.60

HYDRANGEA**Hydrangea petiolaris CLIMBING HYDRANGEA**

A choice hardy climber that deserves more extensive cultivation. Will climb brick, stone, and cement walls, without support. Foliage bright green, with an abundance of large, flat, fragrant, white Hydrangea-like blooms in June.

6 in. pots \$2.50

Schizophragma hydrangeoides**JAPANESE HYDRANGEA-VINE**

Foliage is coarser and more lustrous and the white flowers are larger than Climbing Hydrangea. About 2 weeks later. Loves the shade and climbs well on brick or stone as well as on the bark of a tree.

6 in. pots \$2.50

Lonicera — HONEYSUCKLE**Lonicera Heckrottii GOLDEN FLAME HONEYSUCKLE**

A new everblooming Honeysuckle. A twisting, twining plant growing 15 to 20 ft. high. Flowers produced in clusters. Curved petals, red outside and yellow within.

45-4 2 year plants \$1.50

L. japonica halliana HALLS JAPANESE HONEYSUCKLE

An excellent climber with smooth, glossy dark green foliage. Large, fragrant, white flowers turning yellow; a most constant bloomer. Very desirable for roadside and bank plantings.

25-22 1 year plants \$.50
6 potted \$.90

L. sempervirens. SCARLET TRUMPET HONEYSUCKLE

High climbing vine with neat dark green foliage. Orange-scarlet, tubular-shaped flowers in terminal clusters from May to September. Endures semi-shade.

45-35 2 year \$1.25

Block
No.**L. sempervirens magnifica****NEW CORAL HONEYSUCKLE**

A magnificent new Honeysuckle with large, coral-colored blooms and beautiful blue-gray-green foliage. The brilliant and cheerful flowers are freely produced; a worth-while novelty.

45-35 2 year \$1.25

L. Tellmaniana**TELLMANN HONEYSUCKLE**

Strong growing. Long giant tubular golden yellow flowers.

5-45 2 year \$1.50

Parthenocissus — IVY**Parthenocissus quinquefolia****VIRGINIA CREEPER**

Native, hardy climber of very rapid growth. Rich green, deeply cut foliage, turning rich crimson in the Fall. Excellent for climbing over trees, walls, slopes banks.

35-3 2 year \$.90

45-4 3 year 1.25

P. quinquefolia Engelmanni**ENGLEMANN IVY**

Does not differ much from the preceding variety except that it has generally smaller foliage and is a little more refined.

35-3 2 year \$.90

P. tricuspidata Lowi**LOW'S IVY**

A reduced edition of the common Boston Ivy. A small slender vine and more delicate in every respect. Useful for low stone walls. Exquisite Autumn coloring.

5-45 3 in. pots \$1.25

P. tricuspidata (Veitchi)**BOSTON IVY**

Perhaps the most popular Ivy because its adhesive tips cling tenaciously to most any vertical wall. The beautiful, overlapping foliage turns striking Autumn colors. A rapid-growing vine, excellent for brick, stone or stucco walls, clinging without artificial fastening.

5-45 2 year \$.90

7-65 potted 1.25

Polygonum — SILVER LACE VINE**Polygonum Auberti****SILVER LACE VINE**

Established plants will climb 25 ft. during one season if given support. Produces foamy sprays of creamy white flowers during the Summer and Fall months. An excellent vine for covering waste spaces, ugly buildings, and fences.

85 2 year potted plants \$1.50

Block
No.

WISTARIA**Wistaria sinensis****PURPLE CHINESE WISTARIA**

This well-known, desirable vine gives a distinct Oriental appearance to any trellis or garden house. After becoming established, it will produce a great profusion of showy, purple, pendulous blooms of rich fragrance.

135-125	2 year	\$2.00
175	2 year potted	2.50
175	3 year	2.50

W. sinensis alba**WHITE CHINESE WISTARIA**

A white-flowering form of the preceding variety.

2	2 year potted	\$3.00
---	---------------------	--------

PLANTS ESPECIALLY USEFUL AS GROUND COVERS**Hedera helix baltica****BALTIC IVY**

A hardy evergreen variety that makes a good ground cover. Small foliage. Plant in mass under trees or other shady or semi-shady locations.

3 in. potted	\$ 7.50 per 10
3 in. potted	60.00 per 100

Lonicera japonica halliana**HALLS JAPANESE HONEYSUCKLE**

An excellent climber with smooth, glossy dark green foliage. Large, fragrant, white flowers turning yellow; a most constant bloomer. Very desirable for roadside and bank plantings.

25-22	1 year	\$.50
6	Potted90

Pachysandra terminalis**JAPANESE SPURGE**

One of the best evergreen ground covers. It does equally well in sun or shade, and retains its glossy, deep green foliage during the whole year. A good border for evergreen beds and for places where grass will not grow. Plants should be set 6 in. apart each way.

25	2 year potted	\$ 3.50 per 10
22	32.00 per 100

V. minor, Bowles'**BOWLES' MYRTLE**

An improved variety. Has heavier foliage and larger blue flowers.

35	3 to 6 in.	\$.60
5	6 to 9 in.75

Zanthorhiza apiifolia**YELLOW-ROOT**

A low-growing shrub which makes a splendid ground cover. Will grow anywhere, but prefers a moist, shady location. The plum-colored flowers in April are not conspicuous, but in the Fall the foliage turns brilliant yellow and is both showy and handsome.

35	3 to 6 in.	\$.50
5	6 to 9 in.75

Also, Climbing Roses on Page 34 and the numerous varieties of Wintercreeper as found on Page 55 and 56.

HARDY GARDEN FLOWERS (Perennials)

**POTTED PLANTS: 60c. each, three for \$1.65, \$5.00 per 10,
except where noted**

Bring color to your garden with these plants which grow larger in beauty and in size each year. This list is the result of a constant effort by our perennial department to discard inferior varieties and by adding only the worthwhile plants, thus ensuring you of the best for New England Gardens.

Actinea herbacea

Bright yellow 2 inch flowers. May. 10 inch tall.

Ajuga genevensis — Bugle

Grows 6 to 8 inches high Blue spikes — May and June. Excellent ground cover for shady or sunny places.

Ajuga metallica crispa — Bugle

Similar to above except foliage is much darker with metallic sheen.

Anemone pulsatilla — Pasque Flower

Grows 9 to 12 inches high. Purple flowers April and May. Requires full sun.

ALYSSUM

GOLDENTUFT ALYSSUM

Saxatile compactum. Yellow. 12 in. May.

AQUILEGIA

COLUMBINE

Mrs. Scott Elliott. Long spurred. Mixed. 24 in. May and June.

ASTERS

Cardinal. Crimson red. Late Summer. 36 in.

Harrington Pink. Light pink. Early Sept. 3 to 4 ft.

Janet McMullen. Pale lavender pink. Sept.

Mary. blue 3 to 4 ft.

Mt. Everest. Best white. 3 to 4 ft.

Star of Wartburg. Large blue flowers. June. 18 in.

CENTAUREA

MOUNTAINBLUET

Montana. Blue. June 18 in.

Chrysanthemums Garden Varieties

\$1.25 each Three for \$3.30

Avalanche. Fluffy white.

Cydonia. Deep mahogany bronze.

Huntsman. Vivid scarlet.

Immortelle. Red and yellow.

Ladies Choice. Ivory.

Masquerade. Silvery rose.

Old Lavender. Lavender pink.

Red Velvet. Red.

Success. Ruby.

Yellow Avalanche. Soft yellow.

CHRYSANTHEMUMS

CUSHION TYPE

Bowl O' Gold. Yellow.

Coquette. pink.

Elite Cushion. salmon bronze.

Glow Worm. deep bronze.

Lipstick. Red.

Powder Puff. White.

Above \$1.25 each Three for \$3.30

- CHRYSANTHEMUMS** **POMPON TYPE**
Canary Wonder. Soft yellow.
Improved Early Wonder. Pink.
Jubilee. Red.
White Wonder. White.
 Above \$1.25 each Three for \$3.30
- DELPHINIUM** **LARKSPUR**
Giant Pacific Hybrids. June to Sept. 5 to 6 ft.
Lamartine. Dark blue.
Sapphire. Blue.
Belladonna. Skyblue.
Pacific Mixed Hybrids. Various shades.
 75c. each, three for \$2.10, \$6.50 per 10
- DIANTHUS** **GARDEN PINKS**
Rose Cushion. Covered with rose pink flowers. June
 4 inch tall.
Plumarius, Rose Queen. Large deep rose pink.
 Fragrant cut flower.
Plumarius, Pentagon. White flowers with maroon
 colored center. June until Sept.
- DICENTRA** **BLEEDING HEART**
Spectabilis. Long racemes of graceful pink, heart-
 shaped flowers. 2½ ft. May — June. \$1.75 each.
Draba siberica
 A low mat covered with yellow flowers on six inch
 stems. Early May.
- GAILLARDIA ARISTATA** **GAILLARDIA**
Mixed Red. 18 to 24 in. Flowers all summer.
- GYPSOPHILA** **BABY BREATH**
Bristol Fairy. Double white. 3 ft. All Summer.
 \$1.25 each, \$11.00 per 10
- HELLEBORUS** **CHRISTMAS ROSE**
Niger. White. 12 in. November to April. 6 in. paper pot
 \$1.60.
- HEMEROCALLIS** **DAY LILY**
Hyperion. Canary yellow. July-August. 75c. each.
Mikado. Rich orange June-July.
Primrose Giant. Tall, fragrant yellow. Pot plants \$1.00
 each three for \$2.75. Field clumps \$2.50 each.
- HEUCHERA** **CORAL-BELLS**
Rosamunda. Pink flowers, 12 to 18 in.
- HOLLYHOCKS** **HOLLYHOCKS**
Single. Mixed colors. 5 to 6 ft. July-Aug.
Double. Mixed colors. 5 to 6 ft. July-Aug.
- IBERIS** **CANDYTUFT**
Sempervirens. White. 12 in. May-June.
Sempervirens Little Gem. Dwarf white.
- IRIS CRISTATA** **CRESTED IRIS**
 Light blue. May. 6 in.
- IRIS GERMANICA** **GERMAN IRIS**
 In June these delicate flowers brighten the garden
 with practically every color of the rainbow. They may
 be planted in the Spring but the most favorable time
 is during August and September. Available Fall.

IRIS KAEMPFERI**JAPANESE IRIS**

Gold Bound. Pure white with yellow center.

Hercules. Double clear lilac blue.

Red Riding Hood. Large single reddish violet.

LILIUM**LILIES**

Auratum (Gold Band Lily). Potted, 75c. each, \$6.50 per 10.

Candidum (Madonna Lily). Potted, 75c. each, \$6.50 per 10.

Regale. Potted, 60c. each, \$5.00 per 10.

Speciosum Rubrum (Red Japanese Lily). Potted, 75c. each, \$6.50 per 10.

MENTHA**MINT**

Piperita (Peppermint). 18 in.

PAPAVER ORIENTALE**ORIENTAL POPPY**

Spring Morn. Silvery pink. 2½ ft.

Nancy. Beautiful red. 2½ ft.

PAEONIA**PEONY**

Fall planting recommended

Strong roots containing three or more eyes. \$1.50 each, \$13.50 per 10, except where noted.

Claire Dubois. Satiny pink.

Edulis Superba. Early bright clear pink.

Festiva Maxima. Large white, flecked with crimson.

Karl Rosenfield. Brilliant crimson, mid-season.

Mons. Jules Elie. Dark pink with a silver sheen.

Reine Hortense. Rose pink, mid-season. \$2.00.

Walter Faxon. Real vivid salmon pink. \$2.00 each.

PHLOX PANICULATA**PHLOX**

Border Queen. Dwarf watermelon pink.

Brigadier. Scarlet tinged orange red.

Carolina Vandenburg. Clear lavender blue.

Charles Curtis. Bright red.

Chiefton. Deep rich oriental red.

Daily Sketch. Salmon pink with crimson-rose eye.

Jules Sandau. Watermelon pink.

Katherine. Light lavender.

Leo Schlageter. Brilliant scarlet.

Mary Louise. Large pure white.

Salmon Glow. Brilliant salmon pink.

Sir John Falstaff. Outstanding salmon pink.

Spitfire. Fiery orange red.

PHLOX SUBULATA**MOSS PHLOX**

Atropurpurea. Red. 6 in. May.

Blue Hill. Blue. 6 in. May.

Emerald Cushion. Pink. 6 in. May.

White Delight. White. 6 in. May.

PHLOX SPECIES

Amoena. Rose pink. May. 6 in. tall.

PYRETHRUM**PAINTED DAISY**

Pink. 18 in. June.

SEDUM**STONECROP**

Spectabilis Brilliant. Deep pink. 18 in. September.

SHASTA DAISY **CHRYSANTHEMUM ALASKA**

Supreme White. Large single flowers. 24 in. All Summer.

THYMUS COCCINEUM **THYME**

Brilliant scarlet flowers. Evergreen 6 to 9 in. tall.

Trollius ledebouri **Globe Flower**

Deep orange flowers.

VERONICA **SPEEDWELL**

Incana. Gray foliage. Blue flowers. July and August.

Incana rosea. Pink flowers.

VIOLA PURPLE HEART (Plant Patent 671)

Originated by Adams Nursery, Inc.

Introduced by Jackson and Perkins

Huge, velvety, deep violet-purple—twice as large as any you've ever seen. On fine, long stems (7 to 8 in.), from Spring all through Summer and Fall—grow them this year.

**CLIMATE CONTROL**

Your home can be made cooler in the Summer and warmer in the Winter by planting trees and shrubs in the proper places. Trees which will shade your roof and house walls from Summer heat will reduce your house temperature by 10%.

In the Winter they will shield you from Winter winds and reduce your fuel bills.

The evaporation of large quantities of water through the foliage produces a radiant cooling effect. Trees and shrubs are nature's air conditioners.

HOLLAND BULBS

We have shipped to us direct from Holland a comprehensive assortment of Tulips, Narcissus, Hyacinths, Crocus, and miscellaneous bulbs. They leave Holland in late August and arrive at our nursery about Sept. 15th. We handle only the largest bulbs obtainable. Considering quality our prices will compare favorably and are not to be confused with smaller sized bulbs offered elsewhere.

If you want to enjoy the Spring Glory of Holland Bulbs, you must plant this fall.

PLANT MORE FRUIT TREES

Fruit trees are just as decorative as any ornamental tree. Apple trees provide both fruits and shade as well as beautiful blooms. They have been inspected and certified by the "Massachusetts Trueness-To-Name Inspection Service."

When ten or more plants of the same variety and size are purchased a 10% discount will be allowed.

Block No.

APPLE TREES

			Standard	Dwarf
5	1	2 year, 3/8 inch caliper	\$0.75	\$2.00
65	125	2 year, 1/2 inch caliper	1.00	2.50
75	15	2 year, 5/8 inch caliper	1.50	3.00
1		2 year, 1 1/16 inch caliper	1.75	
		2 year, 1 inch caliper	2.00	

Those varieties marked with * can be supplied in dwarf form

SUMMER VARIETY

➤***Red Astrachan.** Large red. Ripens in August. Cross pollinators for McIntosh.

AUTUMN VARIETIES

➤***Early McIntosh.** Early ripening. Similar in texture and flavor to McIntosh.

➤***Fameuse or Snow.** Good red. Ripens in October.

➤***Red Gravenstein.** Fine cooking Apple. Ripens October.

➤***Sweet Bough.** Yellow, early, sweet. For home orchard.

WINTER VARIETIES

➤***Baldwin.** Red, juicy, crisp. Self fruiting.

➤***Cortland.** Large red, similar to McIntosh, but ripens later.

➤***Delicious.** Yellow distinctive shape. Good keeper and pollenizer.

➤***Galbraith Baldwin.** New variety of more intense red color.

➤***McIntosh.** Tender and juicy. New England's favorite red Apple.

➤***Northern Spy.** High quality and flavor. Good eating and cooking variety.

➤***Red Delicious.** Large red, crisp, fine flavor.

➤***Tolman Sweet.** A good yellow sweet Apple for baking.

CRAB APPLES

➤***Hyslop.** Large dark red. October.

➤***Transcendent.** Red.

CHERRIES

Plant in Spring only—One year, \$2.50

15 ➤***Black Tartarian.** Large, sweet purplish-black fruit.

➤***Montmorency.** Large, sour red. Best for canning.

➤***Napoleon.** Yellow fruit, red cheek, sweet.

➤***Schmidt Bigarreau.** Black, tempting to the eye and taste.

➤***Windsor.** Late dark red, sweet.

Block
No.

PEACHES

- 1-9 Plant in Spring only—One year, 9/16 inch caliper, \$1.50.
 Arranged in the order of their ripening
 ↘ **Belle of Georgia.** Early, best white flesh, freestone.
 ↘ **Early Elberta.** Same excellent qualities as Elberta.
 ↘ **Hale Haven.** Yellow freestone, heavy bearer.
 ↘ **Golden Jubilee.** Large yellow freestone, fine flavor.
 ↘ **Elberta.** Yellow freestone. Very popular.
 ↘ **J. H. Hale.** Very large yellow freestone.

PEARS

- 125 Plant in Spring only—Two year, 9/16 inch caliper, \$2.00
 ↘ **Bartlett.** Late Summer, best for eating and canning.
 ↘ **Beurre Bosc.** Long neck russet. Late Fall.
 ↘ **Clapp's Favorite.** Earliest to ripen. Good quality.
 ↘ **Seckle.** Fall. Medium size. Rich flavor.
 ↘ **Sheldon.** Sweet and juicy. Ripens October.

↘ DWARF PEARS

- 165 Two year, 9/16 inch caliper, \$2.50
Bartlett. Late Summer.
Clapp's Favorite. Late Summer.

PLUMS

- 125 Plant in Spring only—Not self pollinating
 Two year, 9/16 inch caliper, \$2.00
 ↘ **Abundance.** Medium size, red, juicy yellow flesh.
 ↘ **Burbank.** Large cherry red. Ripens early September.
 ↘ **German Prune.** Blue freestone.
 ↘ **Stanley.** Fruit large dark blue, sweet and juicy.

QUINCE

- 125 Two year, \$2.00
 ↘ **Orange.** Large yellow. Very productive.

SMALL FRUITS

ASPARAGUS

About 150 plants make a good bed for the average family. Plant 1 foot apart in rows 3 feet apart. Dig trenches 15 inches deep, putting manure in bottom. Plant 8 inches below the surface and cover 3 inches deep. Hill up next year.

- 1 Two year 25 plants \$1.50
 35 Two year 100 plants 5.50

BLUEBERRIES—Giant Hybrids

Plant either Spring or Fall

- 2 ↘ 18 to 24 in. B and B \$3.00
 ↘ **Atlantic.** Mid-season. Large.
 ↘ **Burlington.** Good color, excellent flavor. Ripens late season.
 ↘ **Concord.** Berries very large, fine flavor.
 ↘ **Jersey.** Large, ripening midseason.

Block
No.

JERSEY FRUIT BEARING SPECIMENS

2	to 2½	ft. B and B	\$3.50
2½	to 3	ft. B and B	4.50
3	to 4	ft. B and B	6.00
4	to 5	ft. B and B	7.50

BLACKBERRIES

- 1 Strong 2 year 10 plants \$2.25 100 for \$18.00
 ↘ **Alfred.** Large, black, seedless.
 ↘ **Eldorado.** Extra fine sweet berry.

GRAPE VINES

Plant either Spring or Fall

Trim every Winter, bearing in mind that fruit is borne on wood of the present season which grows from wood of the previous season.

- 4 2 year75 each
 ↘ **Caco.** Red.
 ↘ **Concord.** Blue-Black.
 ↘ **Delaware.** Red.
 ↘ **Fredonia.** Early, blue-black.
 ↘ **Moore's Early.** Blue-black.
 ↘ **Niagara.** White.
 ↘ **Warden.** Blue-black.

RASPBERRIES

- 15 Strong 2 year 10 plants \$2.25 100 for \$18.00
 ↘ **Indian Summer.** Everbearing red.
 ↘ **Latham.** Large size, deep red fruit.

RHUBARB

- Canada Red.** Red stalks, mildly acid flavor.
 8-65 Strong roots \$1.25

FERTILIZERS

For Stronger Plants, Larger Blooms, Better Lawns


To help you keep your plantings in good, thrifty condition, we offer the materials and treatments which we have found most effective, and which encourage good, vigorous growth with a minimum of effort.

As new and more effective materials are developed, we will have them available at our garden store.

AGRICULTURAL LIME

A finely ground limestone for lawns. This may be applied any time but preferably in Spring or Fall so lawn will be attractive in Summer months. Rate of application is approximately 50 lbs. per 1000 square feet and is usually applied only once in two or three years.

25 lbs.	\$0.40	50 lbs.	0.65
80 lbs.			0.96



ALUMINUM SULPHATE

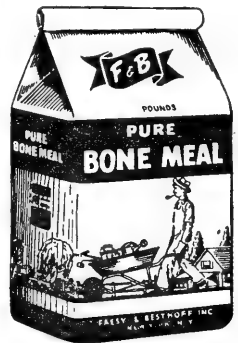
A soil acidifier for acid-loving plants — Azaleas, Rhododendrons, Gardenias, Laurel, Heath, Holly, Yew, Viburnum, Andromeda, Blueberry, Magnolia, Dogwood, Hemlock, Black Alder. Imparts blue coloring to Hydrangeas.

5 lb. bag	\$0.90
-----------------	--------

BONE MEAL

Pure steamed, guaranteed 2.47% Nitrogen, 23% Total Phosphoric Acid. A favorite organic slow-acting fertilizer for bulbs, perennial plants, trees, flowering shrubs and for all year round lawn application. Particularly effective in stimulating strong root systems.

5 lbs.	\$0.69
10 lbs.	1.29
25 lbs.	2.48
50 lbs.	4.00
100 lbs.	7.50



BORDEN'S 38 Fertilizer Compound

A new revolutionary type of nitrogen which lasts the entire growing season. Clean, odorless and easy to apply. Ideal for turf and ornamentals. This 38% nitrogen is released gradually and in quantities readily available as desired. Will not burn when applied in recommended doses, and won't leach or wash away.

Size of unit.	2½ oz.	1 lb.	5 lbs.	25 lbs.	50 lbs.
Retail price.	\$0.49	\$1.00	\$3.25	\$10.50	\$17.00

BROADLEAF HIGH ORGANIC

6-10-4

A 33 1/3% organic completely mineralized fertilizer for acid-loving plants — Azaleas, Rhododendrons, Gardenias, Laurel, Heath, Holly, Yew, Viburnum, Andromeda, Blueberry, Magnolia, Dogwood, Hemlock, Black Alder.

5 lbs.	\$0.67
10 lbs.	1.25
25 lbs.	2.88



An organic fertilizer that is pulverized, dehydrated, weedfree, and especially good for light, sandy soils.

5 lbs.	\$0.60
10 lbs.	1.05
25 lbs.	1.60
50 lbs.	2.75
100 lbs.	5.00



CORENCO HOME GARDEN

5-10-5

Just enough nitrogen and potash is available in this formula to promote a continued healthy plant growth.

Sufficient phosphorous to stimulate early root development and growth making the plants more winter hardy and disease resistant.

50 lbs.	\$2.50
--------------	--------

GLORION

A balanced combination of a complete fertilizer, soil conditioner and soil builder with the exclusive inclusion of organic-organ carbon humus. A complete plant food for lawns, flowers and shrubs.

2 lbs.	\$0.59
5 lbs.	1.29
25 lbs.	3.25
50 lbs.	5.95
80 lbs.	8.75



HIGH ORGANIC PELLETIZED**All Purpose—6-12-6**

A dustless non-caking, free flowing, pelletized, properly balanced fertilizer containing 25% of organic nitrogen. Pellets do not adhere to foliage—thus virtually eliminating any danger of burning. High Organic Pellets are slowly soluble and therefore provide sustained scientific feeding for many months. High Organic Pellets are very economical because you use less of them than of lower test conventional fertilizers.



5 lbs.	\$ 0.75	100 lbs.	7.00
50 lbs	3.75	500 lbs.	34.00

HUMI-EARTH

A high grade Peat Humus which is a natural organic soil conditioner and moisture retainer.

3/4 bu. bag	\$1.49	1 1/2 bu. bag	2.19
-------------------	--------	---------------------	------

HY-TROUS

**All-Purpose Liquid Fertilizer
Concentrated—Odorless**

A well balanced formula of 4-8-4 containing 20 vital trace elements valuable to healthy plant growth for house plants, shrubs, lawns, vegetable and flower gardens.

1 tablespoon makes 1 gallon

3 oz. bottle	\$0.25	16 oz. bottle99
8 oz. bottle59	1 gallon bottle	5.95

MURIATE OF POTASH

Guaranteed minimum 60% soluble Potash. Granular Form. Particularly desirable for promoting root and tuber growth.

5 lbs.	\$0.85
-------------	--------

NITRATE OF SODA

A quickly available nitrogenous material containing 16% nitrogen. Dissolves very rapidly in water and becomes readily available to plants for leafy growth.

5 lbs.	\$0.95
-------------	--------

**ORGANI-GREEN
ALL ORGANIC FERTILIZER
5-4-0**

A by-product of the Chicago Sewage System with a complete natural all organic plant food. Will not burn.

Apply evenly at the rate of 4 to 5 pounds per 100 sq. ft.

50 lbs.	\$2.70
--------------	--------

**PLANTRONS
12-24-12**

A high potency chemical fertilizer made up in the form of beads, and packaged in containers that may be rolled over the lawn in a simple matter for easy distribution. Dissolves readily in water and the solution may be applied as a spray.

Method and amount of application is described with each package.

4 ozs.	\$ 0.39	5 lbs	2.95
1 1/2 lbs.	1.19	10 lbs.	5.85
	25 lbs.	10.75	

RA-PID-GRO

The foliage plant food for all types of plants. Safe, easy to apply, fast-acting. This remarkable balanced plant food may be sprayed on the leaves and absorbed quickly through the leaves or may be applied when watering plants and absorbed through the roots. **Ra-Pid-Gro** may be mixed and applied with most insecticides and fungicides—thus eliminating one entire spray process.

There is no danger of burning or overfeeding. It is very inexpensive.

Sample	\$0.25	1 lb.	1.30
6 oz. envelope50	2 lbs.	2.50
1/2 lb.75	5 lbs.	4.75



ROSE FOOD — 8-10-4

Specially compounded to contain 50% organic matter for the discriminating Rose fancier and grower. Completely mineralized, 100% plant food carrier, no fillers; encourages brilliant colors, vigorous foliage and resistance to disease.

5 lbs.	\$0.80
10 lbs.	1.50

SPERZ-ON—Pulverized Poultry Manure

A complete, natural, all organic plant food contains no litter, weed seeds or foreign matter. Excellent for lawns and all purpose fertilizer. Guaranteed analysis 3 1/2-3 1/2-1 1/2.

50 lbs.	\$2.50
--------------	--------

SULPHATE OF AMMONIA

Contains 20% available Nitrogen. Slower starting but longer lasting. For acid-loving plants.

5 lbs.	\$0.80
-------------	--------

SUPER PHOSPHATE

Minimum 20% available Phosphoric Acid. Granular form. Builds strong, sturdy, upright stems, gives rich luxuriant and color; Stimulates earlier ripening.

5 lbs.	\$0.72
-------------	--------


SOIL X-PEDITER

This peat-humus has an extra fine texture and is so finely pulverized and carefully screened—so extremely smooth and velvety—that you can actually feel its quality. It has a rich dark brown color and improves all soils, speeds growth, and adds nature's compost to your garden.

Can be used right out of the bag without having to be dampened or broken up.

1/2 peck, 2 1/2 lbs.	\$0.59
1 peck, 5 lbs.89
25 lbs.	1.69
50 lbs.	2.49
100 lbs.	4.49





THE highly absorbent, weed-free, odorless, organic soil conditioner. Lightens heavy clay. Holds moisture and plant food near roots in sandy soils. Gives all soils a more loam-like texture. Grows stronger roots that develop lovelier plants. Excellent, too, for mulching and transplanting.

PREMIER PEAT MOSS

1 peck bag	\$0.65	Karry Bale	2.75
3 peck bag	1.20	Kar Bale	3.90
Pick-up bale	1.75	Jumbo Bale	5.75
2 bu. Carton		2.30	

INSECTICIDES

For Healthy Trees and Plants

Directions for using any of the following will be found on the package.

AFRICAN VIOLET SPRAY
Antrol Push Button

An insect bomb ready to use for the control of Aphids, Spider Mites, Thrips and certain other insects on African Violet, Ivy, Boston Fern, Fuschia, Philodendron and Rubber Plant.

6 ozs.	\$0.89
-------------	--------

ARSENATE OF LEAD

A wettable powder for dusting or spraying to control chewing and subsurface insects.

4 lb bag	\$1.80
----------------	--------

BLACK LEAF FORTY

Liquid. Mix one teaspoonful to a gallon of water for control of aphids and other sucking insects.

1 oz. bottle	\$0.49	5 oz. bottle	1.40
--------------------	--------	--------------------	------

CHLORDANE—10% Dust

Easy to use with long residual action for the control of Ants and many other garden and lawn insects such as: Grub Worms, Grasshoppers, Crickets and Leaf Miners on Elms and Birches.

1 lb.	\$0.85
3 lbs.	1.95



CHLORDANE No. 8—Liquid

Assures total destruction of all soil grubs, wire worms, cut worms and ants. More effective than DDT on Jap. Beetle grubs. One application insures protection for three years.

4 oz. bottle	\$1.00	16 oz. bottle	2.75
--------------------	--------	---------------------	------

DDT 50%—SPRAY POWDER

For fly spray in and around buildings use sprays containing 2% of actual DDT. For Japanese beetles use 4%.

One pound of 50% **Spray Powder** mixed with 25 gallons of water will make a 2% solution.

4 lb. bag \$2.30

**DI-MET
CRAB GRASS KILLER**

Kills crab grass and many of its seeds in the soil as they germinate, without injury to turf. Acclaimed by homeowners, landscape specialists, golf course superintendents.

Powder Form. Completely water soluble.
Trial Size: Covers up to 400 sq. ft. 39c each

Home Size: Covers up to 4000 sq. ft. \$2.95 each.

Liquid Form. Concentrated for Sprayers.
Small Size: Covers up to 5000 sq. ft. \$3.50 each.



DOOM—(Japonex)

A milky disease spore powder that spells DOOM to the Japanese beetle grubs. One application at the rate of eight ounces to 2000 square feet is sufficient.

1/2 lb can \$ 3.00 5 lb. drum 22.50

**FERBAM SPRAY
A Fungicide**

For use as a spray in the control of Leaf Spot, Rust, Black Rot, Bitter Rot, Fruit Spot, Black Spot, Powdery Mildew, Downy Mildew and anthracnose, also many other plant diseases attacking fruits, vegetables, flowers, and ornamentals. Mixes readily in water. (Half pound makes 50 gals. dilute spray.)

8 oz. \$1.35

GARDEN DUST OR SPRAY

Insecticide—Fungicide—Repellent

For Flowers, Vegetables, Cukes and Melons

1. Contains: 1% Rotenone, Pyrethrins, Piperonyl Butoxide, and Neutral fixed Copper.

2. Controls: (a) Copper responding fungus diseases, Blight, Powdery and Downy Mildew, Leaf Spots and other minor diseases.

(b) Insects — Striped and Spotted Cucumber Beetles, Melon Aphis, Squash Bugs, Cabbage Worm, Leafroller, Colorado Potato Beetle, Flea Beetle, Asparagus Beetle. (Contains no lime.)

8 oz. Gun \$1.15
1 lb. can 1.25
3 lb. can 2.45



GARDEN OIL SPRAY

1. Contains: High Quality Oil for both Summer and dormant spraying of Evergreens, Fruit Trees, Azzaleas, Camellias, and shade trees.

2. Controls: Scale Insects, Red Mites, Mealybugs, White Fly, Pear Psylla. and egg stages of many other insects.

3. Excellent Leaf polish for tropical plants and other waxy foliage.

1 pt. bottle \$1.40

KOLO FRUIT TREE**Dust or Spray**

1. Contains: **Kolo-Sulphur**, DDT, and Malathion; all of extremely fine particle size and super-adhesive qualities.

2. Formulated for complete insect and disease control during the growing season.

3. Stays in suspension with only light agitation and gives a uniform deposit on the foliage.

4. Multi-purpose; can be used either as a Dust or a Spray to control insects, diseases, and mites: Coddling Moth, Curculio, Tent Caterpillar, Case Bearer, Rose Chafer, Plant Bug, Leafhopper,

Japanese Beetle, Apple Maggot, Oriental Fruit Moth, Twig Borer, Mites and many other chewing and sucking insects. Peach, Apple, and Pear Scab, Powdery Mildew, Brown Rot of stone fruits and many other less important diseases. (3 lbs. makes 25 gals. of dilute spray.)

1 lb. can \$1.10 3 lb. can 2.15

LINDANE 25—Spray or Dust

1. Contains: 25% Lindane in wettable powder form.

2. Controls: Aphis, Thrips, Japanese Beetles, Lacebugs, Lawn Moth, Midges, Birch Leaf Miner, Mole Crickets, Chinch Bugs, Earwigs, Flies, Ants, Mosquitoes, Roaches.

3. Economical: (1 lb. makes 100 gals. of spray.)

4. Seed Treater: 4 ozs. treats 100 lbs. of seed on Corn, Beans, Peas, Milo, Barley, Wheat and Okra to control Wireworms, Maggots and other soil insects which damage seed.

12 oz. can \$2.90

LINDANE LIQUID

For Roses, Flowers and Shrubs

1. Contains: 12% Lindane in emulsifiable form.

2. Controls: Aphis, Thrips, Japanese Beetles, Lacebugs, Lawn Moth, Midges, Birch Leaf Miner, Mole Crickets, Chinch Bugs, Earwigs, Flies, Ants, Mosquitoes, Roaches.

3. Economical: (1 pint makes 50 gals. of spray.)

1 pt. bottle \$2.30

MALATHION 50 LIQUID

1. Contains: 50% Malathion.

2. Controls: Aphis, Thrips, Spider Mites, Bean Beetles, Juniper Scale, Japanese Beetles Adults, Birch Leaf Miner, Bagworms, Pine Moth and Mealybugs on Evergreens, Roses, Ornamentals, Shrubs, Trees.

3. Controls flies around garbage areas.

1 oz bottle \$0.49 4 oz. bottle 1.05

1 pt. bottle 3.15

ORNAMENTAL**Dust or Spray**

For Spruce, Evergreens, Shrubs, Flowers, and Shade Trees

1. Contains: Lindane, Methoxychlor, Aramite and Ferbam.

2. Multi-purpose dust or spray for control of SPIDER-MITES—(Aphis, Thrips, Japanese Beetle, Rose Chafer, Leafroller, Leafhopper, Rose Weevil, Lacebugs, Caterpillars, and many other chewing and sucking insects. Black Spot, Powdery Mildew, Rust and other less important diseases.)

8 oz Gun \$1.35 1 lb. can 1.50

3 lb. can 3.40

**POMO-GREEN
Dust or Spray**

For Roses and Ornamental Plants



1. Contains: Aramite, Lindane, Methoxychlor, Ferbam, and Sulphur.
2. Is leaf green in color to blend with foliage.
3. Multi-purpose; can be used either as a Dust or a Spray to control insects, diseases and mites: Aphis, Thrips, Japanese Beetles, Rose Chafer, Leafroller, Leafhopper, Rose Weevil, Lacebugs, Caterpillars, Red Spider Mites and many other chewing and sucking insects.

Black Spot, Powdery Mildew, Rust and other less important diseases.

8 oz. gun	\$1.35
1 lb. can	1.45
3 lb. can	3.20

ROSE SPRAY—Antrol Push Button

A Rose spray flower bomb. Contains Lindane and Rotenone. Made specifically for outdoor use. No mixing, no pouring, no sprayer to buy.

12 full ounces	\$1.59
----------------------	--------

ROTENONE

Dust or Spray

For Many Insects on Vegetables and Flowers



1. Contains: 1% Rotenone.
2. Controls: Pea Aphis, Bean Beetles, Cucumber Beetles, Diabrotica Beetle, Potato Beetle, Flea Beetle, Asparagus Beetle, Cabbage Looper, Caterpillar, Squash Borer.
3. SAFE and easy to use. (Non-poisonous.)

1 lb. can	\$0.70
3 lb. can	1.55

2,4-D WEED KILLER

Amine Form

Kills Dandelion, Plantain, Poison Ivy, Pigweed, Ragweed Bindweed in lawns, parks, golf courses, fence rows, roadsides, ditches, and pastures. This material will not harm the desirable grasses when used as directed. (6 level teaspoonfuls will make 1 gallon of spray which will cover 200 square feet.)

4 oz. bottle	\$0.75	1 pt. bottle	1.05
--------------------	--------	--------------------	------

LAWNS and LAWN CARE

A good lawn must be fertilized liberally every Spring and every fall and it is desirable to add an application of organic fertilizer during June or July. It is preferable to apply when the lawn is dry.

Lawns should be seeded in Spring or Fall

ANCO BRAND LAWN GRASS SEED

This serviceable lawn grass is less expensive and produces a good lawn. All lawns in our nursery were produced from this brand. One pound will sow 250 square feet.

The analysis is as follows: 30% Kentucky Blue Grass, 27% Chewings Fescue, 25% Red Top, 15% Rye Grass, 3% White Clover.

1 lb. package	\$ 1.50	10 lb. bag	13.35
2 lb. package	2.90	25 lb. bag	31.25
5 lb. package	6.90	50 lb. bag	59.50

FANCY WHITE CLOVER

For thickening lawns on poor soil. Use eight ounces per 1000 square feet.

1/2 lb. \$1.40 1 lb. 2.70

SYLVAN SHADY SPOT

Recommended for such locations as dense shade and other areas where growing conditions are not good.

1 lb. \$1.50 5 lbs. 7.25

SPECIAL MIXTURE

(Contains "Merion Bluegrass")

A superb blend of the newest and best lawn grasses. Formulated to produce the very finest turf for the most discriminating gardener and lawn enthusiast. Sow at the rate of 1 1/2 to 2 pounds per 1000 square feet.

1 lb. \$3.50

MERION BLUE GRASS (Straight)

This new grass spreads more quickly than ordinary blue grass, has deeper roots and can be mowed more closely without harming it. A dense, dark green lawn grass resistant to heat, drought and leaf spot.

1 lb. \$4.70

SCOTTS LAWN SEED AND PRODUCTS

DELUXE

Picture Lawn

is the Scotts blend that gives you the ultimate in lawn elegance. It's your dream of a dress-up lawn . . . shining green, lovely in texture, jewel like.

500 sq. ft. \$ 1.98 2,500 sq. ft. 9.85
10,000 sq. ft. 38.85

SPECIAL

Family Lawn

is dressier, takes normal family use in stride. Gives durability with good looks. Thrives on poor soil or good, with moderate care.

200 sq. ft. \$ 1.49 1,000 sq. ft. 5.95
5,000 sq. ft. 29.45

UTILITY

Play Lawn

is for you if part or all of your lawn must take punishing wear from youngsters and pets. Makes a quick, rugged cushion of the broader-bladed grasses.

100 sq. ft. \$.98 500 sq. ft. 3.98
2,500 sq. ft. 18.95

CLOVEX®

The best quality Clover Seed blended into a special organic carrier.

500 sq. ft. \$.98 1,000 sq. ft. 1.98

TURF BUILDER®

is Scotts nutrient packed grass food that brings about thicker, stronger, deeper rooted lawns. Lawn safe Turf Builder is the "steak and potatoes" meal grasses thrive on. So rich in nutrients you can feed 100 sq. ft. for less than a dime.

1,000 sq. ft. \$1.50 2,500 sq. ft. 2.75
5,000 sq. ft. 4.50

Scotts ORGANIC

is a true all natural plant food, no chemicals or synthetics. Use generously to feed lawns, roses, flowers.

2,500 sq. ft. \$ 4.50

SOIL IMPROVER

This valuable soil amendment provides dolomitic lime and calcium sulphate. Improves moisture penetration, general tilth of many soils.

1,000 sq. ft. \$ 2.95

Scotts SPREADERS

Make light work of keeping lawns at their best.

You can be an expert with one of these handy helpers. Scotts precision spreaders automatically distribute seed, turf Builder, weed controls — anything your lawn needs to keep it handsome and healthy. Get one for your lawn — it will save you time and labor — treat a typical lawn in less than half an hour.

No. 20 — Covers 2000 sq. ft. with one filling. Perfect for a small lawn area. \$12.95

No. 35 — Just right for the medium size lawn. Spreading width 18 inches. Hopper capacity to treat 3,500 sq. ft. with one filling. \$16.50

No. 75 — Spreading width 24 inches, ideal for good size lawn. Easy to treat 1/3 acre per house \$24.50

**Weedfree lawns are easy . . .
WITH THESE CLEAN, DRY CONTROLS**

4-XD

Apply in early spring to control Wild Onions and weeds like Dandelions, Plantain, Mustard. 4-XD is a dustfree, granular compound of 2, 4-D most easily broadcast with a Scotts Spreader.

Shaker Can \$.89 2,500 sq. ft. 1.95
5,000 sq. ft. 3.95

SCUTL

Subdue Crabgrass before it gets a start, with this easy Scutl preventive program: six treatments at 3 week intervals starting soon after the first mowing. This use also protects grass against leaf spot fungus and root rot.

2,500 sq. ft. \$3.45 5,000 sq. ft. 5.95

WEED & FEED

Double benefits to your lawn in one easy operation. Knock out broad-leaved weeds like Dandelions at the same time grass is being fed to better health and vigor.

1,000 sq. ft. \$1.95 2,500 sq. ft. 3.45
5,000 sq. ft. 5.95

KANSEL

Clears out unwanted Clover, also Oxalis (sometimes called Wood Sorrel or Sour grass) Poison Ivy, Honeysuckle. Apply during active growing season, usually later in Spring.

Shaker Can \$.89 2,500 sq. ft. 2.95
5,000 sq. ft. 4.95

COPE Insect Pest Control

Effectively protects lawns from damage by Beetle Grubs, Chinch Bugs, Webworms — curtains annoying activities of Ants, Chiggers.

Shaker Can \$.89 2,500 sq. ft. 2.95
 5,000 sq. ft. 4.95

ScottsWAND

Clean, no stoop, easy spot-treating of weeds and insects. Just slip a shaker can of Touch (4-XD), Cope or Kancel into the spiral wand. Deliver lethal dose as you stroll leisurely over your lawn. 98c

CLOUT

Drastic Action Crab Grass Control. A formulation for those who don't mind discoloration of all grasses in their determination to kill Crabgrass.

Shaker Can \$.89 2,500 sq. ft. 3.95
 5,000 sq. ft. 6.95

LAWN CARE

Amateur's complete guide to building and maintaining beautiful lawns. Time and labor saving shortcuts. 35c

GARDEN ACCESSORIES**ANT TRAPS**

A safe method for controlling grease and sweet eating ants in the house where children and pets are present. Locked cover. 25c

CEDAR PLANT TUBS

	Each
Top inside diam. 12"; inside depts 11"	\$4.00
Top inside diam. 14"; inside depth 13"	5.75
Top inside diam. 16"; inside depth 15"	7.50

DETACHABLE HOSE REEL

This fixture is complete with faucet and reel that fits against the wall. Simple and easy to erect. \$8.25

DOG SKAT SPRAY

Protects ornamentals and property and is not harmful to dogs. New method and time tested ultra-repellent. 3 oz. bottle 50c.

DOG SKAT TUBES

To keep dogs and cats away from prized trees and shrubs. Large tube 50c.

DUST GUN

A pint size duster with underleaf extension and non clog nozzle for dusting at any angle. An efficient duster for any garden. \$1.85



DRAINPIPE CLEANER

Cesspool Solvent

A speedy, efficient simple, inexpensive chemical treatment for cleaning clogged, sluggish drains, pipes, sinks, toilets, cesspools, spetic tanks, etc.

5 lb. can	\$1.90
25 lb. can	6.67

FIELD AND GARDEN HOES

These hoes are light, corectly shaped, perfectly balanced. Blade and shank forged in one solid piece. Ash handles, spring pattern 4 $\frac{1}{4}$ ft. long, 3 $\frac{3}{4}$ in. ferrules, cupped. \$2.40 each.

GRASS SHEARS

Seymour-Smith Eezy Specials

Sturdy, pressed steel construction. Smaller size makes it ideal for women. Natural, heat treated finished blades. Size overall 10 $\frac{1}{4}$ in. Blades have 4 $\frac{3}{4}$ in. cut. \$1.29 each.

HAND CULTIVATOR

Strong construction. Three pronged. Shank and center tine are one piece. 80c. each.

HANDY HOE

The answer to getting in between close plants. Reaches into every nook and crany with its long handle and narrow blade. Cultivates and weeds by drawing through the ground—not chopping. \$1.50 each.

HANDY HOSE RACK

Can be attached near faucet in most any out-of-the-way location. Ideal for storing hose in Winter in garage. 90c.

HEDGE SHEARS

Wiss English Pattern

Hot dropforged, hardened, tempered, hollow ground, tapered, serrated blades. Rubber shock absorbers. 8 $\frac{1}{2}$ in. blades. \$5.50 pair

MO-GO for MOLES

A control for moles to prevent lawn damage. Easy to use.

Small size	\$0.50
3 $\frac{1}{2}$ oz. size	\$1.00

RAKE. GARDEN

An iron rake that is serviceable, and light, with one-piece forging making it extra strong. All teeth reinforced at the base and curved. Level head and ash handle. \$2.90 each.

RAKE, DISSTON SPRING-ACTION

The finest lawn rake made. Backbone spring, exclusive with Disston, takes strain of the teeth, and makes frame lighter and stronger. Selected 54 in. hardwood handle. \$3.95 each.

**RAKE, GREEN THUMB ADJUSTABLE
LAWN BROOM**

Flat, spring steel teeth, 14 in. long. Spread easily adjusted by turning wing nut and pushing handle in or out. 4 ft. ash handles. Can be almost instantly adjusted in width and stiffness to suit work. \$2.25 each.


RAKE, McQUIRE'S BAMBOO LAWN COMB

This rake has none of the damaging harshness of steel and due to its construction operates over the lawn like the fingers of a hand without injury to the most tender grass.

Use	Shrub	Lawns and Driveways	Heavy Duty	Spacious Grounds
Sizes	10 in.	18 in.	24 in.	30 in.
Cost	\$0.75	\$1.50	\$2.00	\$2.75

SLATE FLAGGING

Irregular sizes and shapes of colored flagstone. 6 shades to choose from. Price on application.



**SOIL
SOAKER**

12 ft.	\$1.80
18 ft.	2.40
2 in. diameter	

SPADES

A real garden spade made for transplanting, edging and cutting turf. Forged in one piece with full length backbone at center, tapering toward sides. Handle capped with steel braces against back of blade. \$4.25 each.

TROWELS

An English trowel with 6 in. solid forged shank, half polished and half painted blade. Polished hardwood handle. \$1.20 each.

WOODEN RAKES

Extra light and durable. Made from selected stock. A lawn rake that is really serviceable and not too large. 18 teeth on a 20 in. width. \$2.30 each.



**PROTECT YOUR HANDS
with these
SOFT LEATHER GLOVES**

Soft as kid — easy to wear — washable

Being all-leather, Eezy Wear gloves give complete protection against dirt, scratches, bruises, stains, infection. Yet their amazing softness and pliability, the result of a special processing, make them extra comfortable. Cling to the hands and practically give you BAREHAND FREEDOM. Sizes for WOMEN (small, medium, large) and MEN (small, medium, large). A real value at \$1.85 a pair, postpaid.

INDEX

- EVERGREEN SHRUBS** 4 to 10
 Andromeda 7
 Azalea 4-5
 Boxwood 5
 Cotoneaster 5
 Daphne 6
 Euonymus 6
 Ilex 6
 Leucothoe 7
 Mountain Laurel 6
 Rhododendron 7 to 10
EVERGREEN TREES 11 to 18
 Arborvitae 17-18
 Douglas Fir 14
 Hemlock 18
 Japanese Yew 15-16
 Junipers 11-12
 Pines 14
 Spruce 13
FERTILIZERS 66 to 69
FLOWERING SHRUBS 35 to 53
 Aralia 35
 Amelanchier 35
 Barberry 36
 Beauty Bush 43
 Butterfly Bush 36
 Button Bush 37
 Cotoneaster 39
 Deutzia 39-40
 Dogwood 38
 Euonymus 40
 Exochorda 40
 Flowering Almond 47
 Forsythia 41
 Hibiscus, Rose of Sharon 42
 Honeysuckle 44-45
 Hydrangea 42
 Jetbead 47
 Lilacs 50-51
 Mockorange 45-46
 Privet 43-44
 Quince 37-38
 Rosa Rugosa 48
 Smoke Tree 39
 Snowberry 50
 Spirea 48-49
 Sweet Shrub 37
 Viburnum 52-53
 Weigela 53
 Witch Hazel 41
 Winterberry 42-43
FLOWERING TREES 25 to 31
 Catalpa 25
 Dogwood 25-26
 Flowering Cherries 30-31
 Flowering Crabs 28-29
 Flowering Plum 30
 Golden Chain 27
 Hawthorn 26
 Laburnum 27
 Locust 26-27
 Magnolia 27
 Mountain Ash 31
 Oxydendrum 30
 Paul's Scarlet Hawthorn 26
 Red Bud 25
 Silver Bell 27
 Tree Hydrangea 27
 Tree Lilac 31
 Varnish Tree 27
 White Fringe 25
FLOWERS, Perennials 59 to 62
FRUIT TREES 63-64
 Apples 63
 Crab Apples 63
 Cherries 63
 Peaches 64
 Pears 64
 Plums 64
 Quince 64
FRUITS, Small 64-65
 Blackberries 65
 Blueberries 64-65
 Grape Vines 65
 Raspberries 65
 Rhubarb 65
FUNGICIDES 70 to 73
GARDEN ACCESSORIES 76 to 78
GARDEN TOOLS 76 to 78
GIFT CERTIFICATE 9
GRASS SEED 73-74
GROUND COVERS 58
 Honeysuckle Vine 58
 Ivy, Baltic 58
 Pachysandra 58
 Myrtle 58
 Yellow-Root 58
GUARANTEE Inside back cover
HARDY GARDEN FLOWERS 59 to 62
HOLLAND BULBS 63
HOW TO PLANT 3
INSECTICIDES 70 to 73
LAWN SEED 73-74
NURSERY MART 1
PEAT MOSS 69-70
PLANNING and ADVISORY SERVICE 2
ROSES 32 to 34
 Climbing Roses 34
 Floribunda Roses 33-34
 Hybrid Tea Roses 33
 Hybrid Tea Patented Roses 32-33
 Polyantha Roses 34
SCOTTS PRODUCTS 74 to 76
SHADE TREES 19 to 24
 Ash 22
 Beech 22
 Birches 21-22
 Buttonwood 24
 Chestnut 22
 Elm 24
 Kentucky Coffee Tree 23
 Linden 24
 Locust Moraine 23
 Maples 19 to 21
 Mulberry 24
 Oak 23
 Poplar 24
 Willow 23-24
SPRAYING SERVICE 18
TULIPS 63
VINES 54 to 58
 Bittersweet 54
 Boston Ivy 57
 Clematis 55
 Dutchman's Pipe 54
 Euonymus 55-56
 Honeysuckle 56-57
 Hydrangea 56
 Ivy 57
 Silver Lace Vine 57
 Trumpet Vine 54
 Wintercreeper 55-56
 Wistaria 58



Information for Our Customers

TERMS: All prices in this catalogue are CASH PRICES but for the convenience of our customers. We are glad to extend thirty-day terms to established accounts. Also to open new accounts, via references, if order amounts to \$10.00 or more. On first orders, for less than \$10.00, please send check or money order. Our guarantee is void on overdue accounts.

SHIPPING METHODS: Shipments will be forwarded as purchasers direct, but in the absence of instructions we will use our best judgment and forward plants by shortest and safest route.

SHIPPING SEASON: Our Spring shipping season usually begins early in April, and until about the first of June everything can be transplanted. Perennials and stock dug with a ball of earth can be moved at any time during the Summer. Our Fall season starts with the digging of evergreens in August, followed in October by deciduous trees and shrubs. We are not open for business on Sundays.

GUARANTEE

SIX MONTHS' GUARANTEE: We guarantee to furnish nursery stock in first class condition so that with proper after-care, losses will be reduced to a minimum. Should any stock purchased at our retail prices fail to grow within six months, we will resupply; however, any labor incidental to planting replacements must be paid for by the purchaser.

Should we not have the same plants in stock we reserve the right to give credit for the amount paid or supply other plants of equal value.

We will cheerfully resupply any plant found not true to name, or we will refund the amount paid for the same, but it is mutually understood that at no time shall we be held responsible for a greater sum than the purchase price.

Our guarantee is void on accounts not paid within thirty days after date of invoice.

Post Office Address:

Please address all letters and communications to the

ADAMS NURSERY, INC.

Box 525

Westfield, Massachusetts

We may be reached by telephone on the following exchanges:
Westfield, Logan 2-3644. Springfield (Republic) RE 6-0443

DELIVERIES:

We can deliver without charge on such days as we have trucks in that particular section to the following counties in Massachusetts: Hampden, Hampshire, Franklin, Berkshire, and the western part of Worcester County. Also in Hartford County, Connecticut. If a customer desires delivery outside of our regularly scheduled delivery, or a specific day or hour, there will be a minimum charge of 45 cents per mile, one way for this special service.

ADAMS NURSERY INC.

Ornamental Evergreens, Shade Trees, Shrubs,

Roses, Fruit Trees, Perennials, Fertilizers

Insecticides and Garden Supplies

East Main Street

Westfield, Massachusetts

Box 525

Phone Logan 2-3644

Return Postage Guaranteed

U.S. Dept. of Agriculture,
Bureau of Plant Industry,
Washington, D.C. Library

BULK RATE

U. S. POSTAGE

PAID

Westfield, Mass.

Permit No. 39